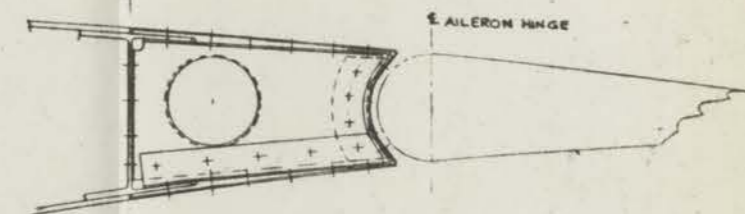
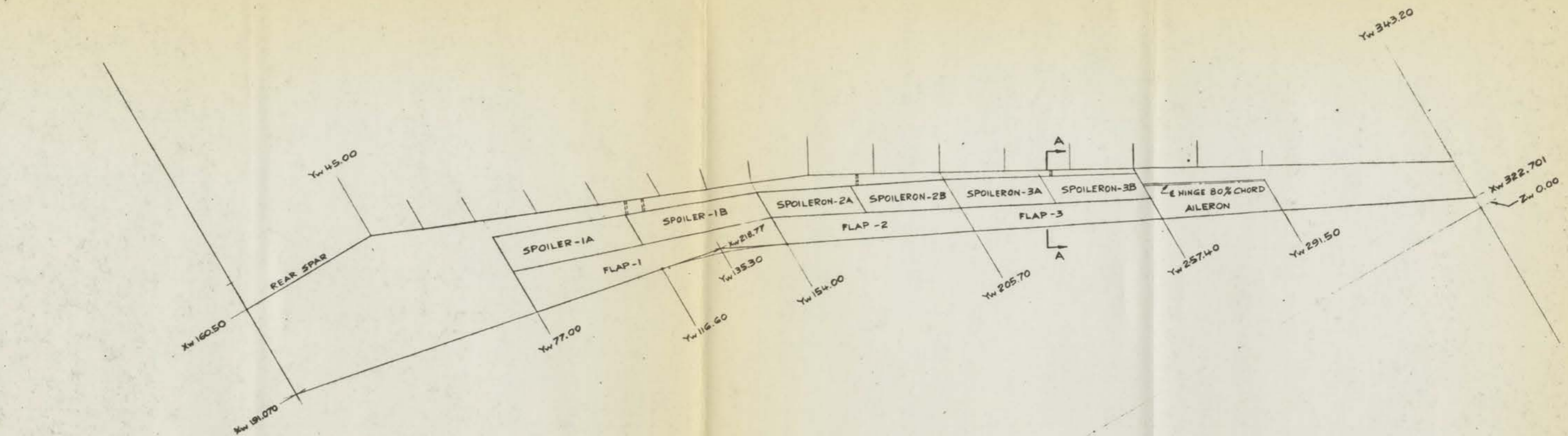
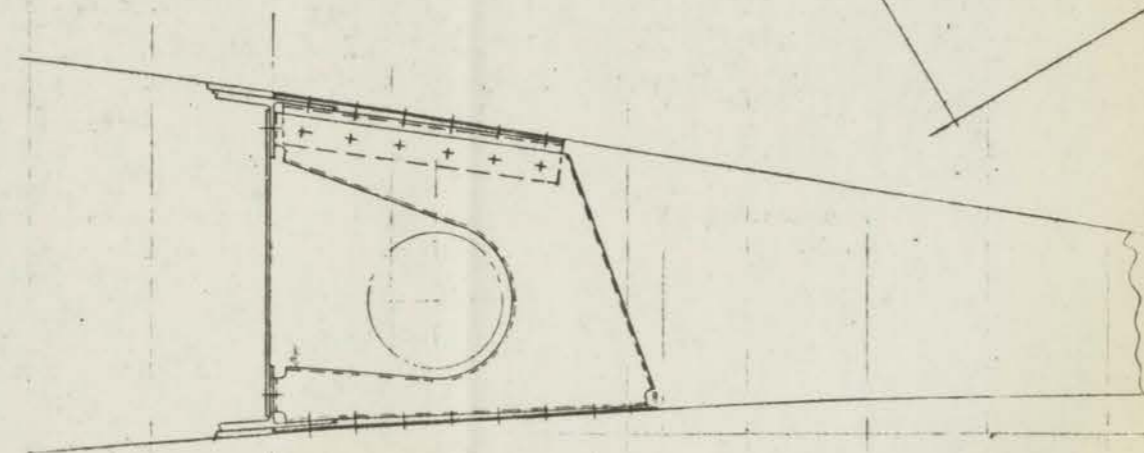


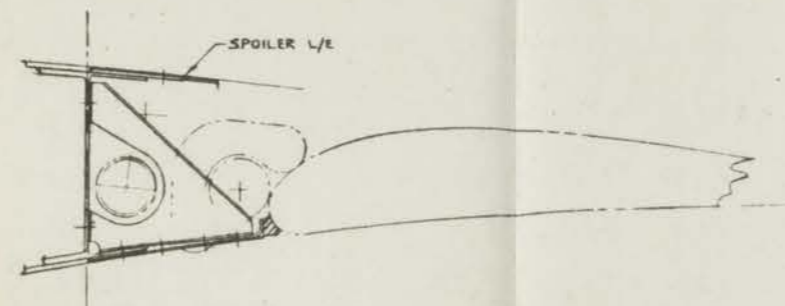
COMP 1130-104	SAN DIEGO AIRCRAFT ENGINEERING, INC.
DATE DEC 3, 1976	LA JOLLA, CALIFORNIA
DRAWN BY CALHOUN	WING - LEARSTAR 600
CHECKED BY	PLAN FORM
REVIEWED BY	LOWER SURFACE
APPROVED BY	J 25727 SAE 77-088
SCALE 1/4" = 1'-0"	SHEET 1 OF 1



TYP RIB FWD OF AILERON
SCALE $\frac{1}{1}$

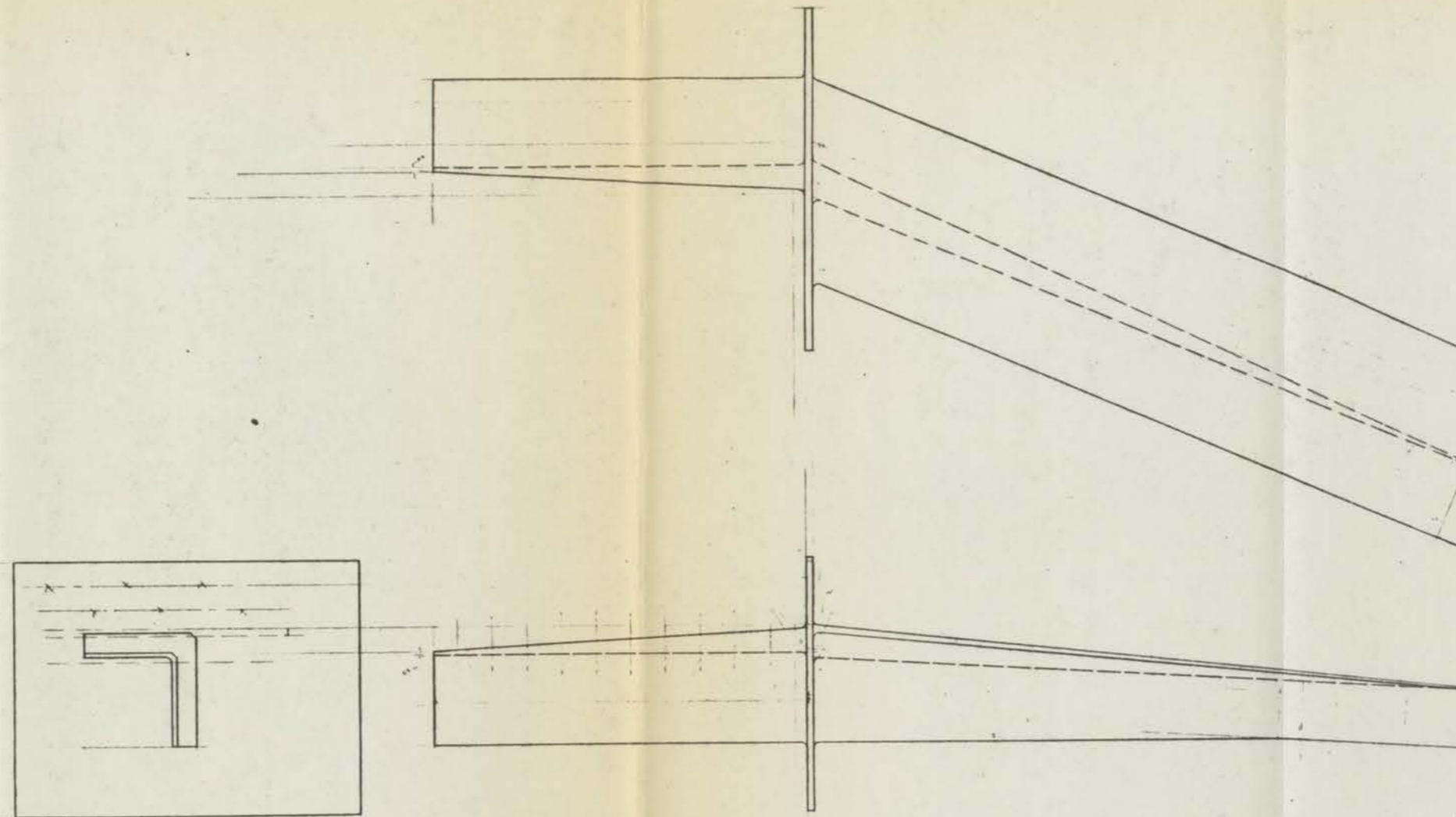


RIB Y-92.50
SCALE $\frac{1}{1}$

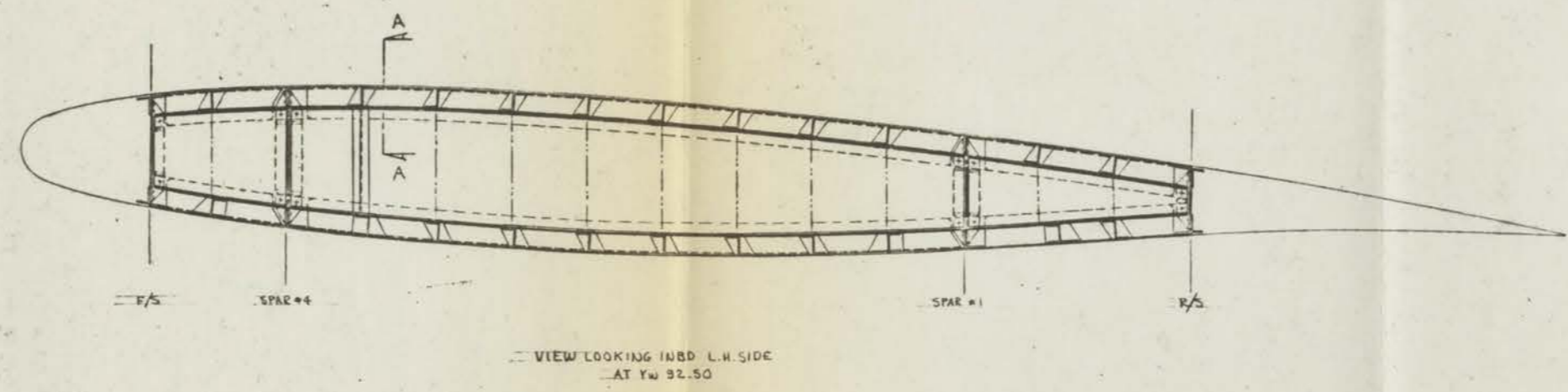
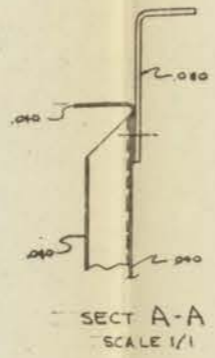


SECTION A-A
SCALE $\frac{1}{1}$

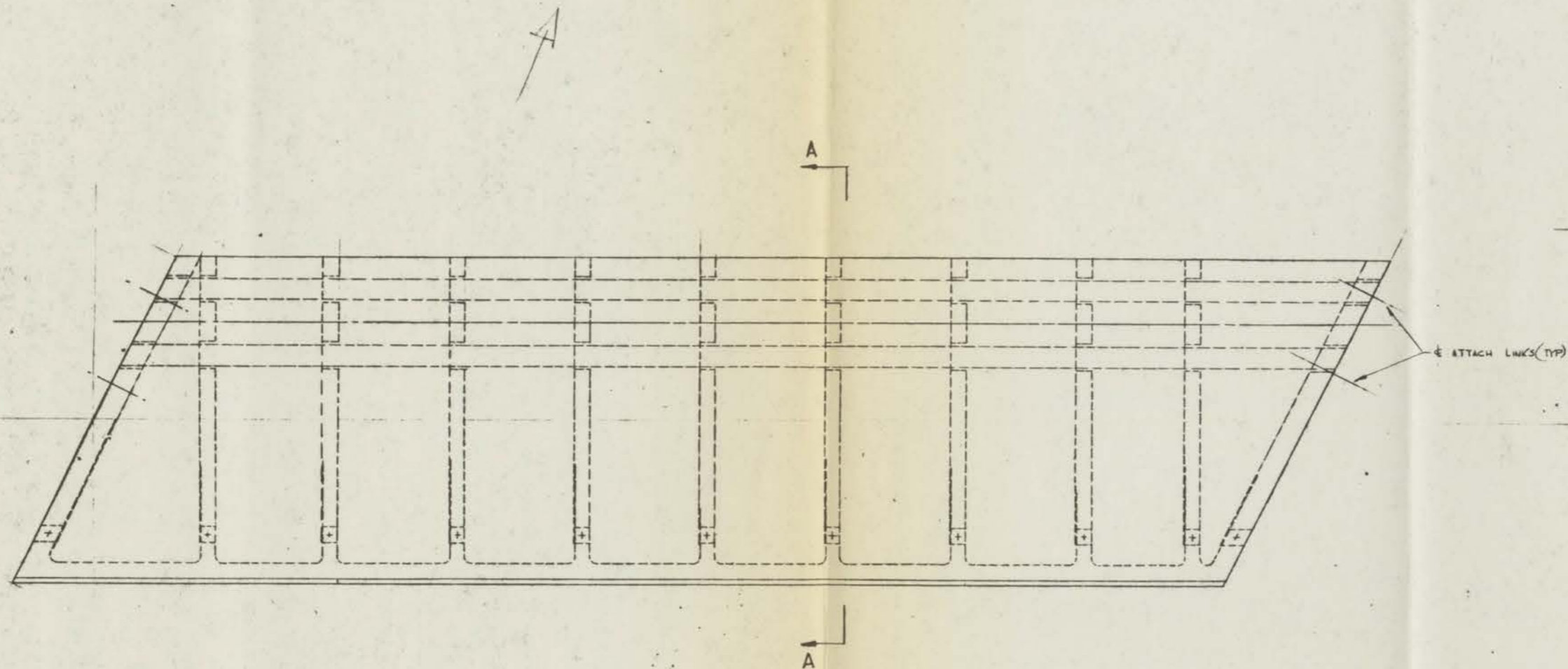
CONTR 1130602	SAN DIEGO AIRCRAFT ENGINEERING, INC.
DATE 1-10-77	SAN DIEGO, CALIFORNIA
DRAFTSMAN MAYES	WING LEARSTAR 600,
CHK	TRAILING EDGE ASSY
SUPERVISOR	
MAINT	
APPROVAL	
APPROVAL	
SCALE $\frac{1}{12}$	SAE 77-089
CALC WT	LB SHEET 1 OF 1



CONTR 1130-603		SAN DIEGO AIRCRAFT ENGINEERING, INC.	
DATE 1-10-77		SAN DIEGO, CALIFORNIA	
DRAFTSMAN WHITE		WING-LEARSTAR 600	
CHK		FITTING-UPPER SURFACE	
SUPERVISOR		SPICE @ BL 45.2	
MAINT		SAE 77-090	
APPROVAL		SIZE CODE GRY NO	25727
APPROVAL		SCALE 1:1	CNC WT 18 SHEET

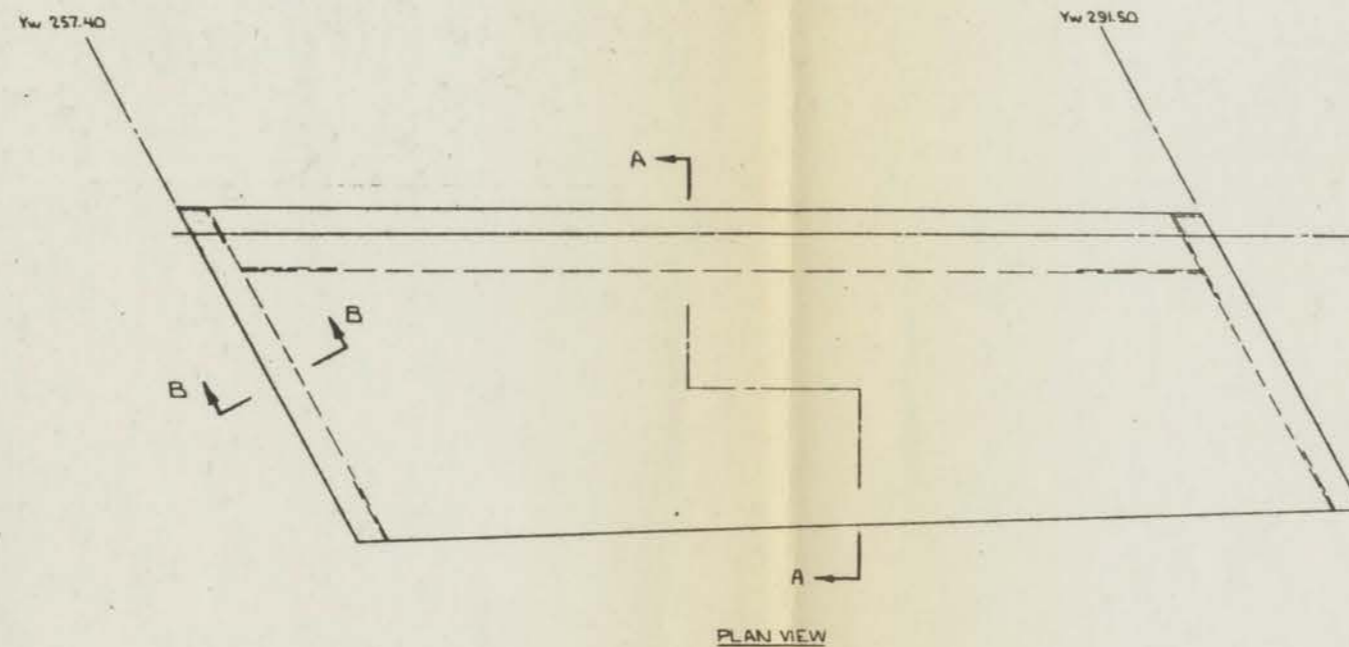


CONTR 1130-602		SAN DIEGO AIRCRAFT ENGINEERING, INC.	
DATE 1-10-77		SAN DIEGO, CALIFORNIA	
DRAFTSMAN J. K. HESTER		WING RIB at YW 92.50 LEARSTAR 600	
CHK			
SUPERVISOR			
MAINT			
APPROVAL		SIZE 25727	SAE 77-091
APPROVAL		SCALE 1/4"	CALC WT 7.55 LB SHEET 1 OF 1

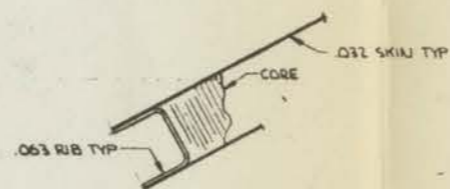


SECT A-A
Scale 1/1

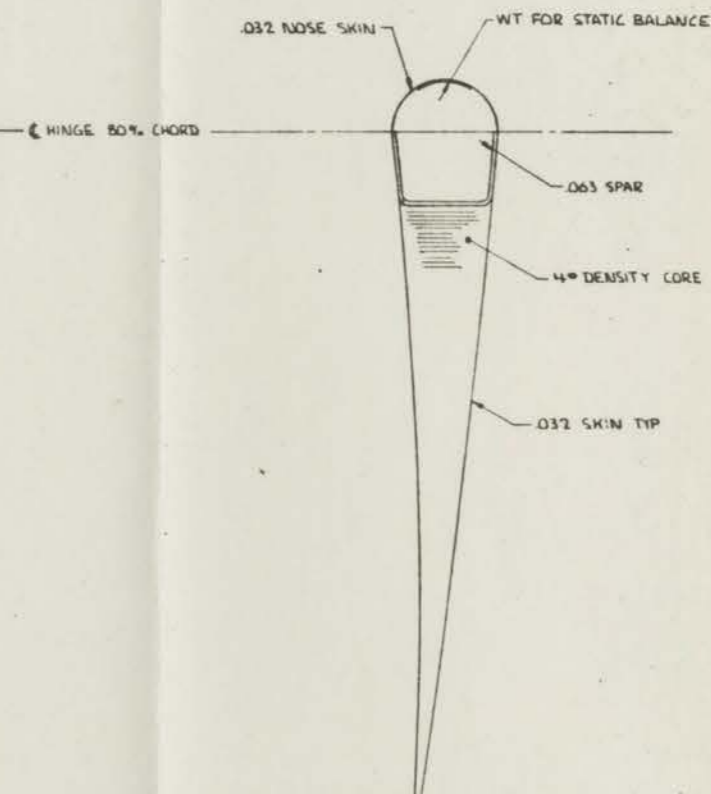
CENTR 1120-601		SAN DIEGO AIRCRAFT ENGINEERING, INC.	
DATE 1-17-77		SAN DIEGO, CALIFORNIA	
DRAFTSMAN B. M. EVOY		LEADSTAR 600	
CHK		INTERMEDIATE FLAP L/O	
SUPERVISOR		SIZE CODE REV. NO.	
MOUNT		25727	
APPROVAL		SAE 77-092	
APPROVAL		SCALE LISTED CALC. WT. LB. SHEET 1 of 1	



PLAN VIEW

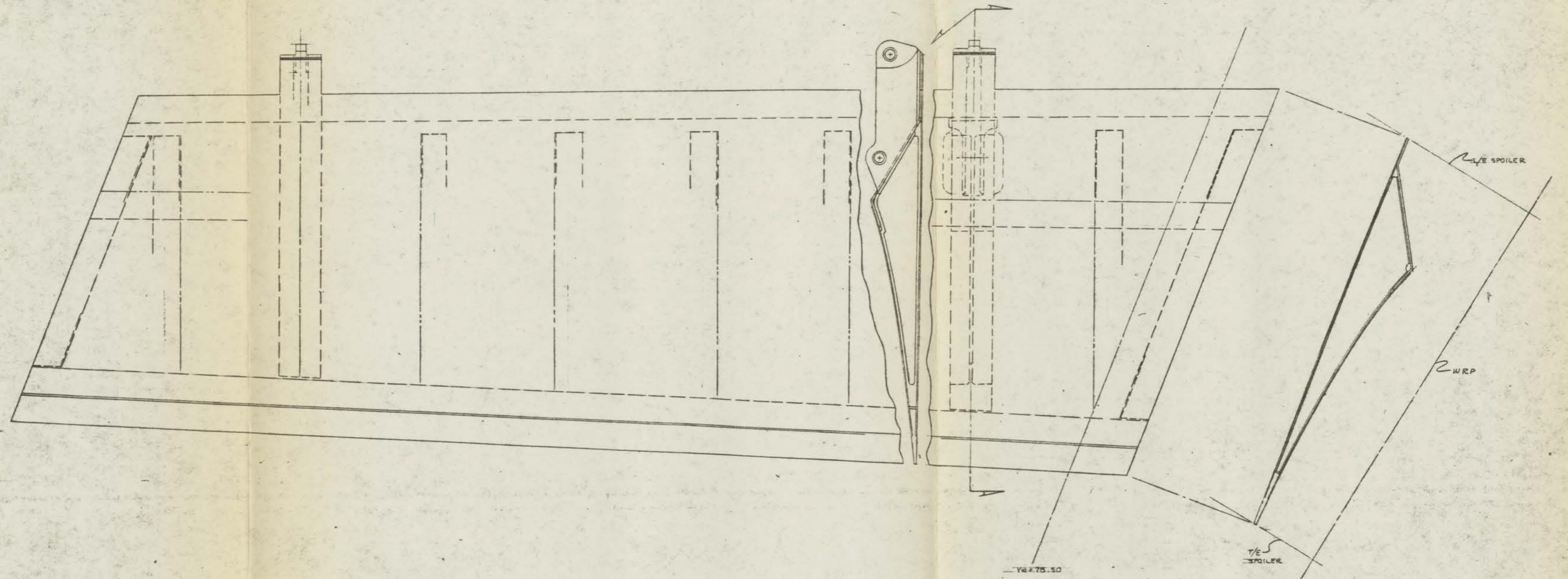


SECTION B-B
SCALE 1/2

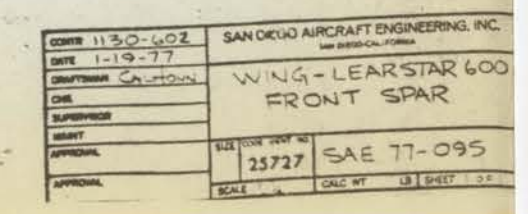


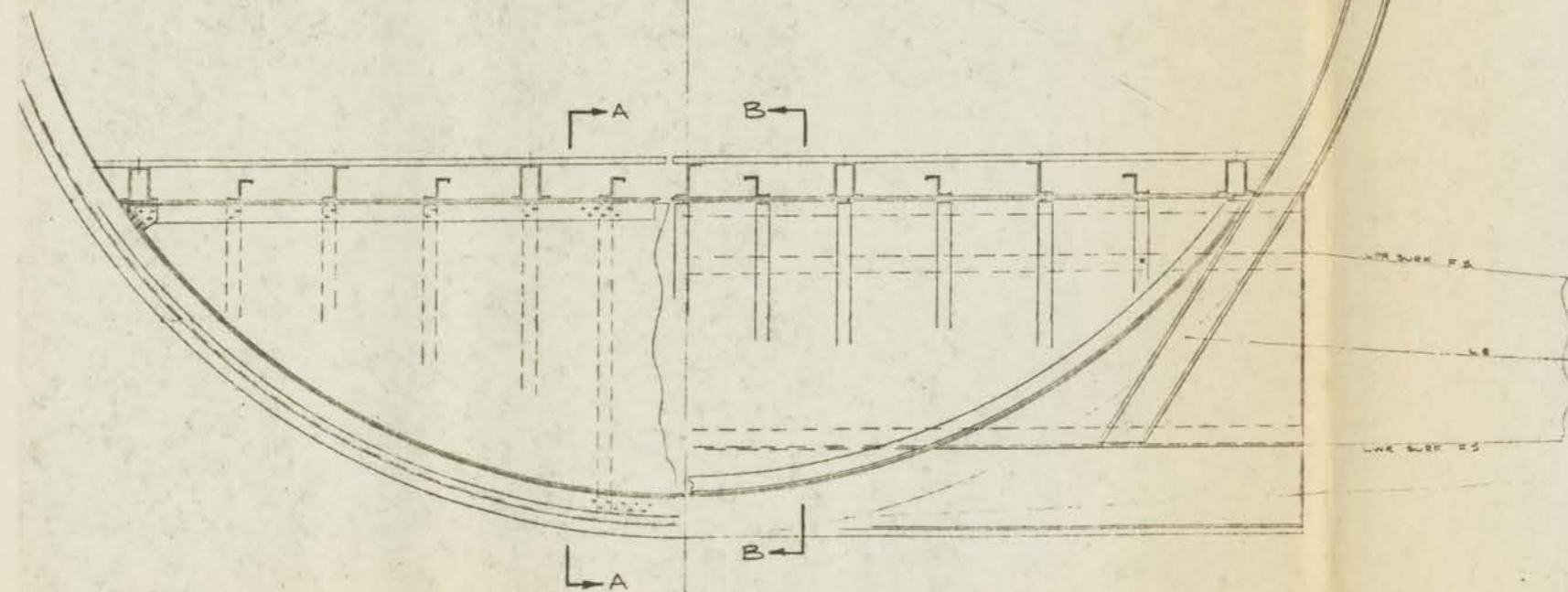
SECTION A-A
SCALE 1/2

CONTR 1130-601		SAN DIEGO AIRCRAFT ENGINEERING, INC.	
DATE 1-10-77		SAN DIEGO, CALIFORNIA	
DRAFTSMAN WHITE		WING LEARSTAR 600	
CHK		AILERON	
SUPERVISOR			
MATERIAL			
APPROVAL		SIZE 100% GAGE NO	SAE 11-093
APPROVAL		25727	SCALE 1/2
		CALC WT	1.8

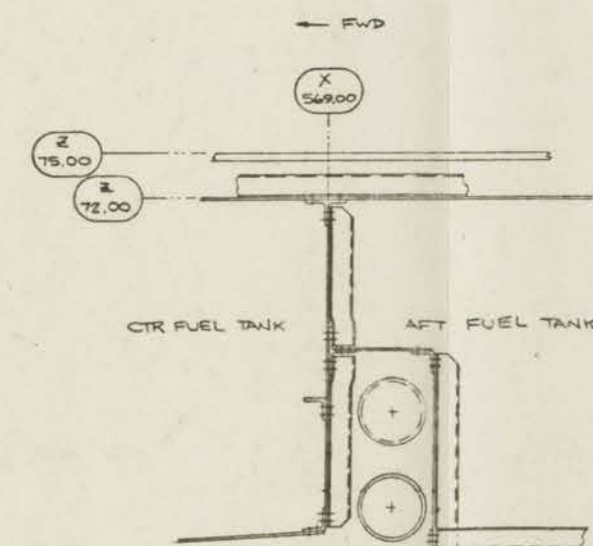


SDTE 1130-401		SAN DIEGO AIRCRAFT ENGINEERING, INC.	
DATE 1-12-76		SAN DIEGO, CALIFORNIA	
DRAWN BY J. B. B.		SPILER-INBOARD	
CHK		LEARSTAR 600	
SUPERVISOR		SAE 77-034	
MNT		25727	
APPROVAL		SCALE FULL	
APPROVAL		CALC WT	
		LB SHEET 1 OF 1	

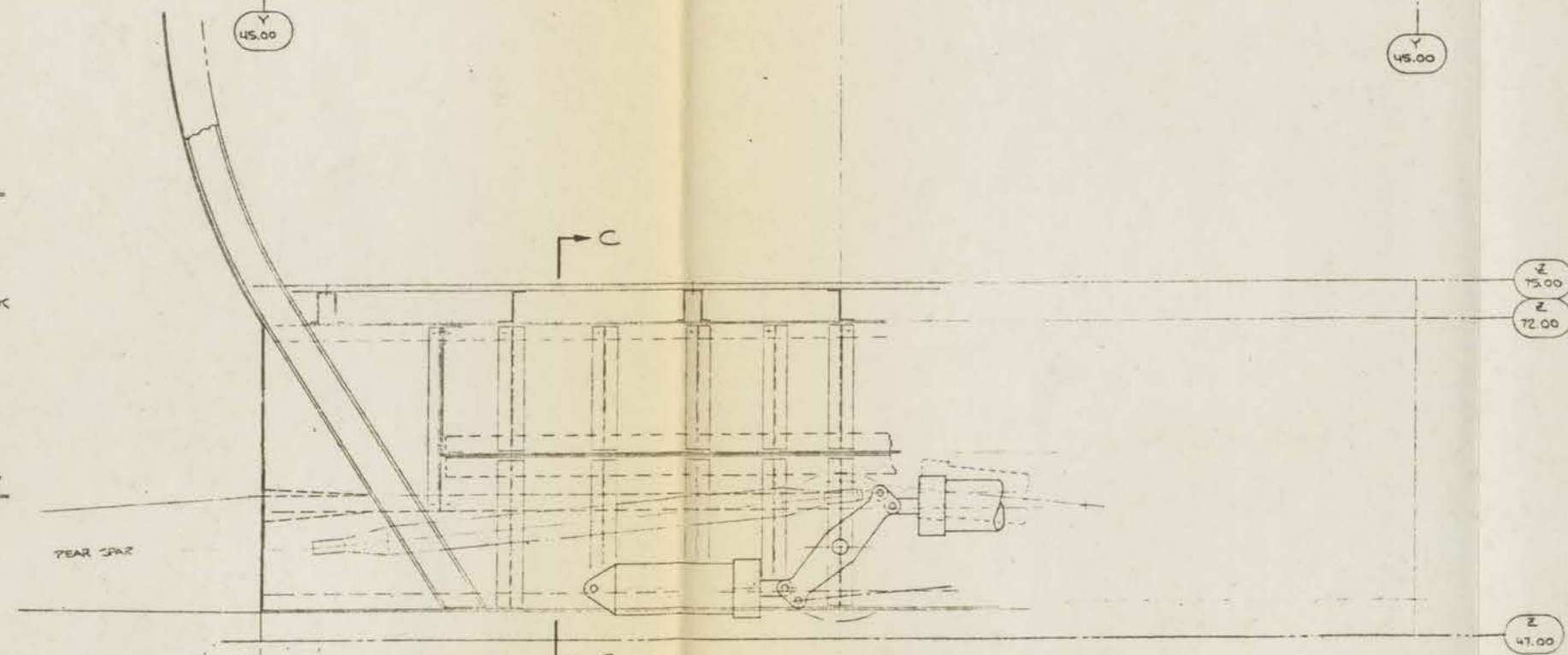




VIEW LKG AFT
STA 461.00

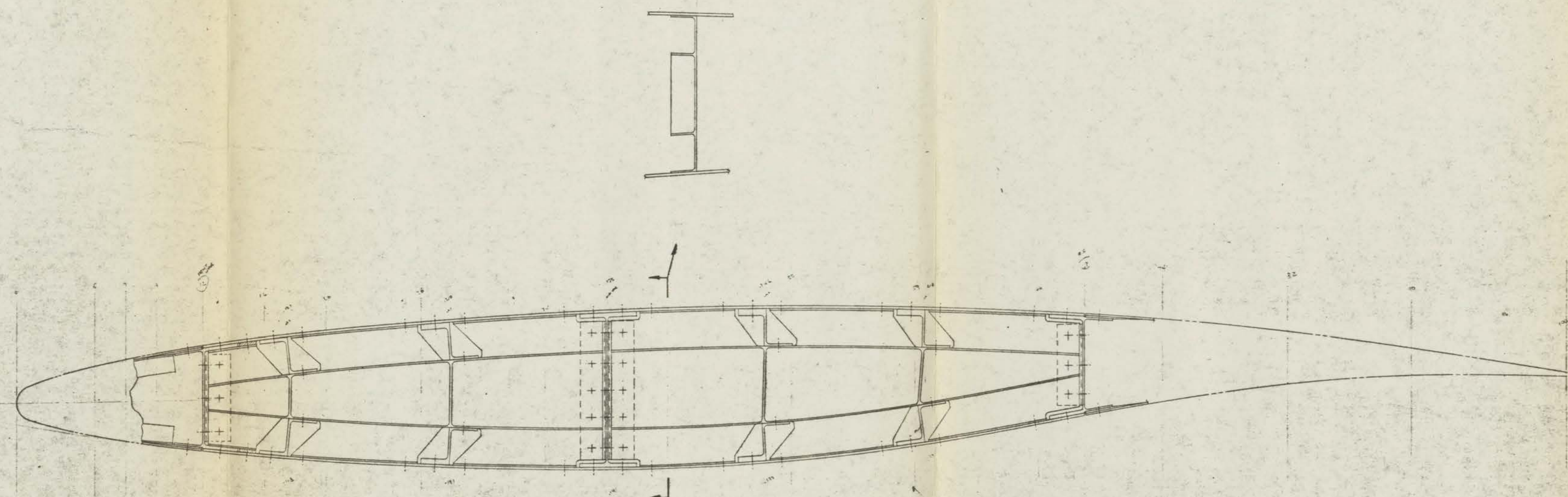


SECTION C-C

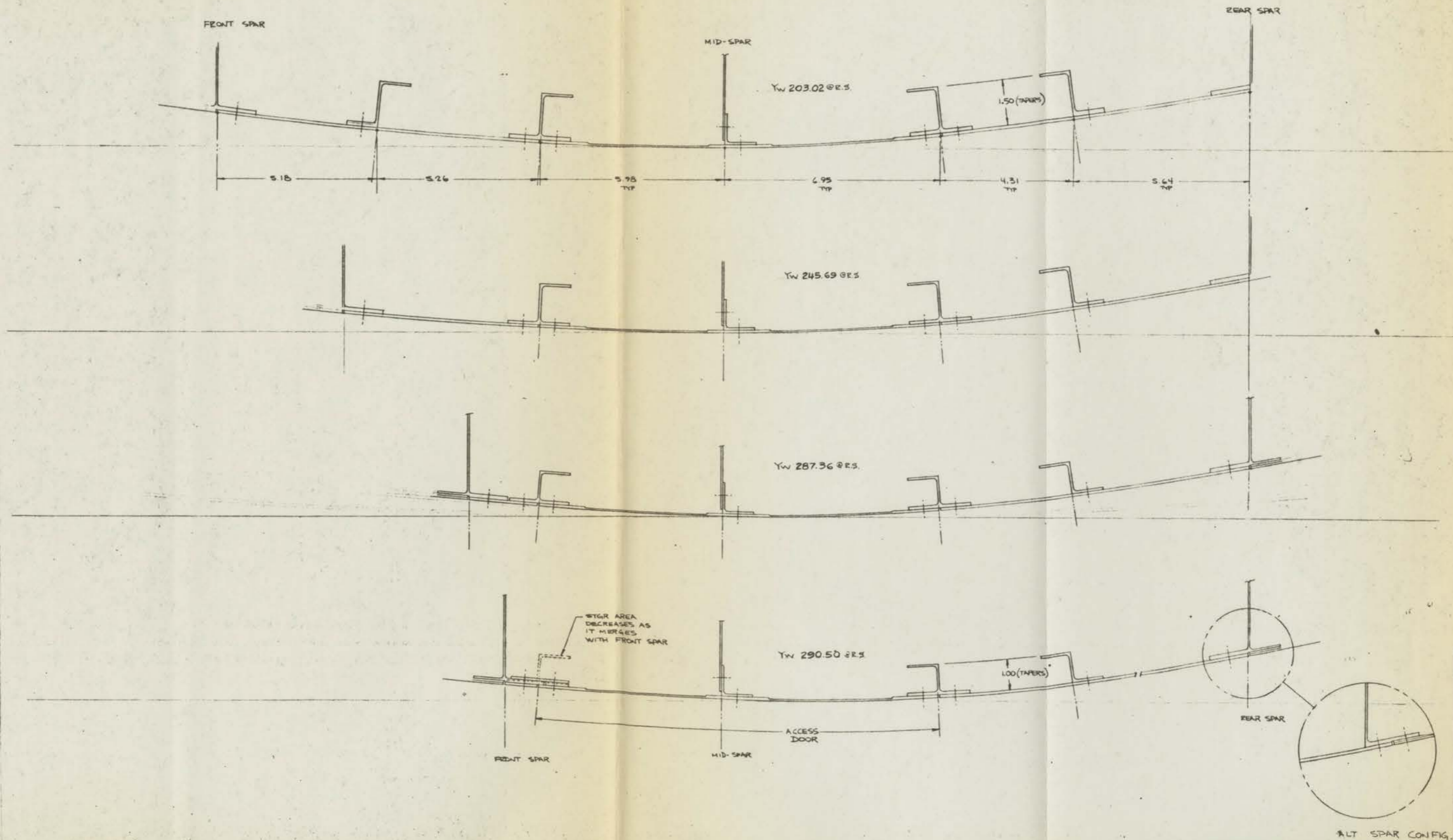


VIEW LKG FWD
STA 569.00

CORN 130-035 DATE 1-19-77 DRAFTSMAN CALHOUN CHK SUPERVISOR MANT APPROVAL APPROVAL	SAN DIEGO AIRCRAFT ENGINEERING, INC. <small>TYPE: P-3 LOGICAL PROGRAM</small> WING-LEARSTAR 600 AFT & CTR FUEL TANKS SIZE 10000 SQ IN J 25727 SCALE 1/8" = 1'-0" 18" SHEET 2 OF 2
--	--




CONTRACT 11-50-11014		SAN DIEGO AIRCRAFT ENGINEERING, INC.	
DATE 11-5-76		SAN DIEGO, CALIFORNIA	
DRAFTSMAN <i>Chilton</i>		WING - LEARSTAR 600	
CHK		FABRICATED RIB	
SUPERVISOR		TW 223.30	
ASST		25727	
APPROVAL		SAE 77-009	
APPROVAL		SCALE 1/2" = 1'-0" 1/2" = 1'-0" 1/2" = 1'-0"	

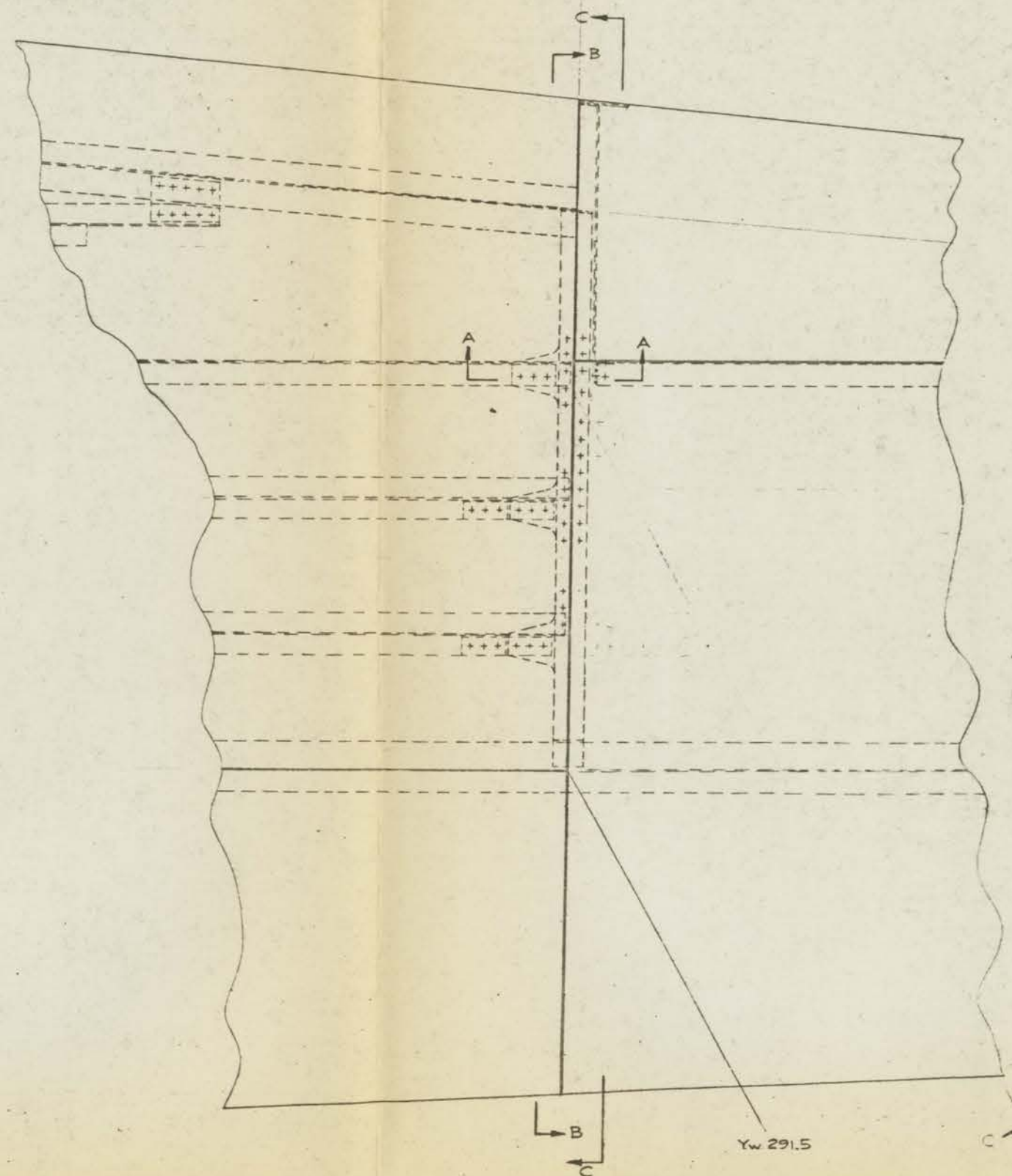


COMB 1130-404	SAN DIEGO AIRCRAFT ENGINEERING, INC.
DATE 11/10/76	SAN DIEGO, CALIFORNIA
DRAFTSMAN CALHOUN	WING-LEARSTAR 600
CHK	LOWER SURFACE
SUPERVISOR	ACCESS DOOR
MAINT	
APPROVAL	SIZE CODE SENT NO
APPROVAL	J 25727 SAE 77-012
	SCALE 1/8" = 1'-0" CND WT LB SHEET 1-1

SECTION B-B

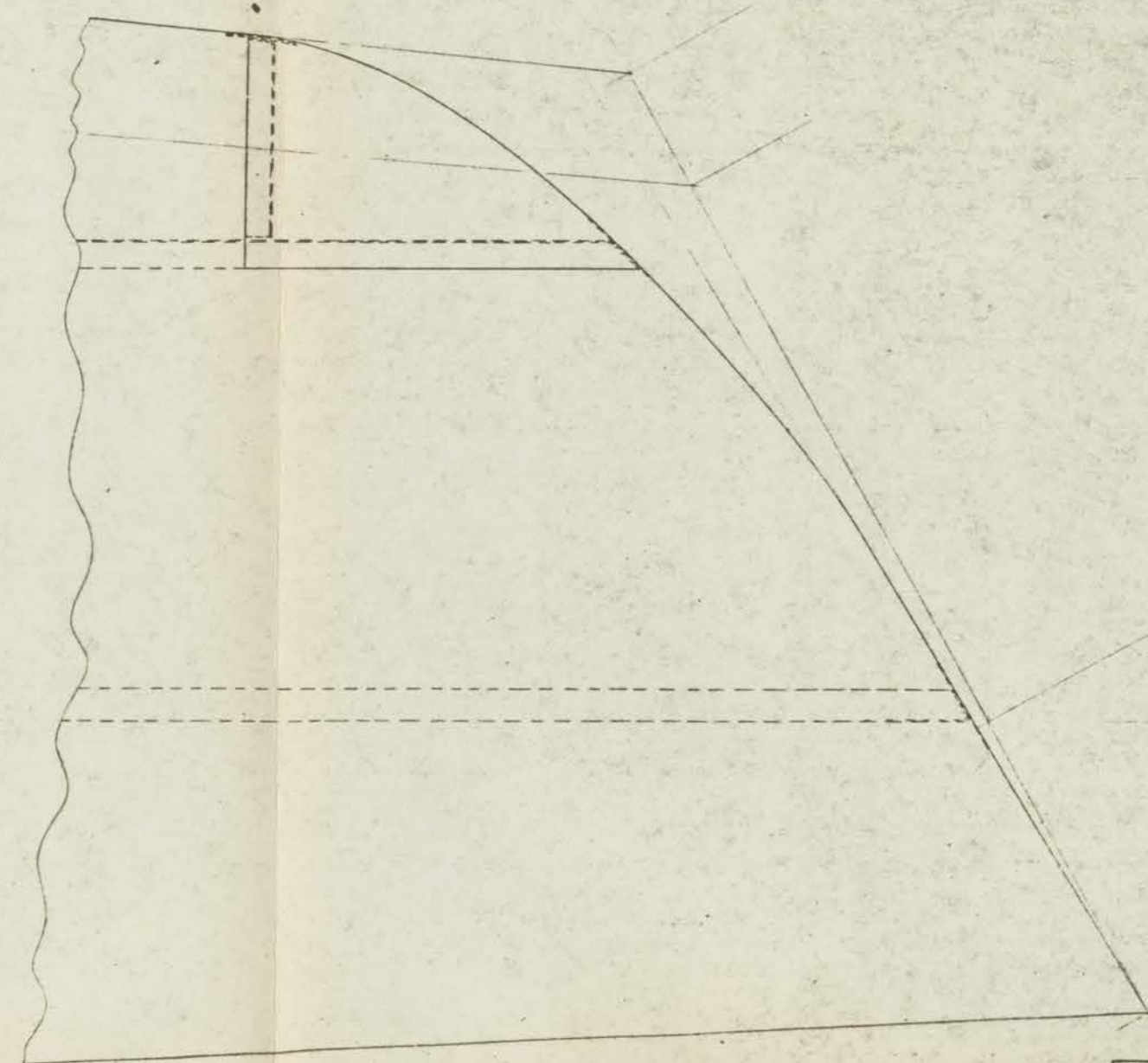


SECTION A-A
SCALE 1/1



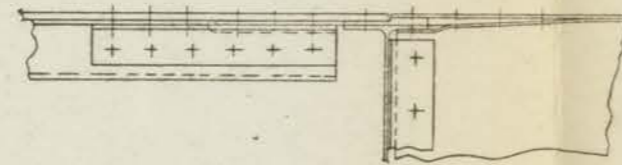
Yw 291.5

SECTION C-C

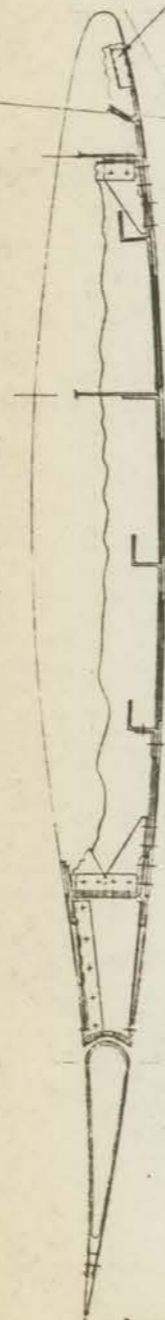


CONTR	11504 CL	SAN DIEGO AIRCRAFT ENGINEERING, INC.
DATE	11-29-76	
DRAWN	MAVER	
CHE		
SUPERVISOR		
MAINT		
APPROVAL		
APPROVAL	J 25727	GAE 77-016
	SCALE 1/2	INCHES 1/2 SHEET 107

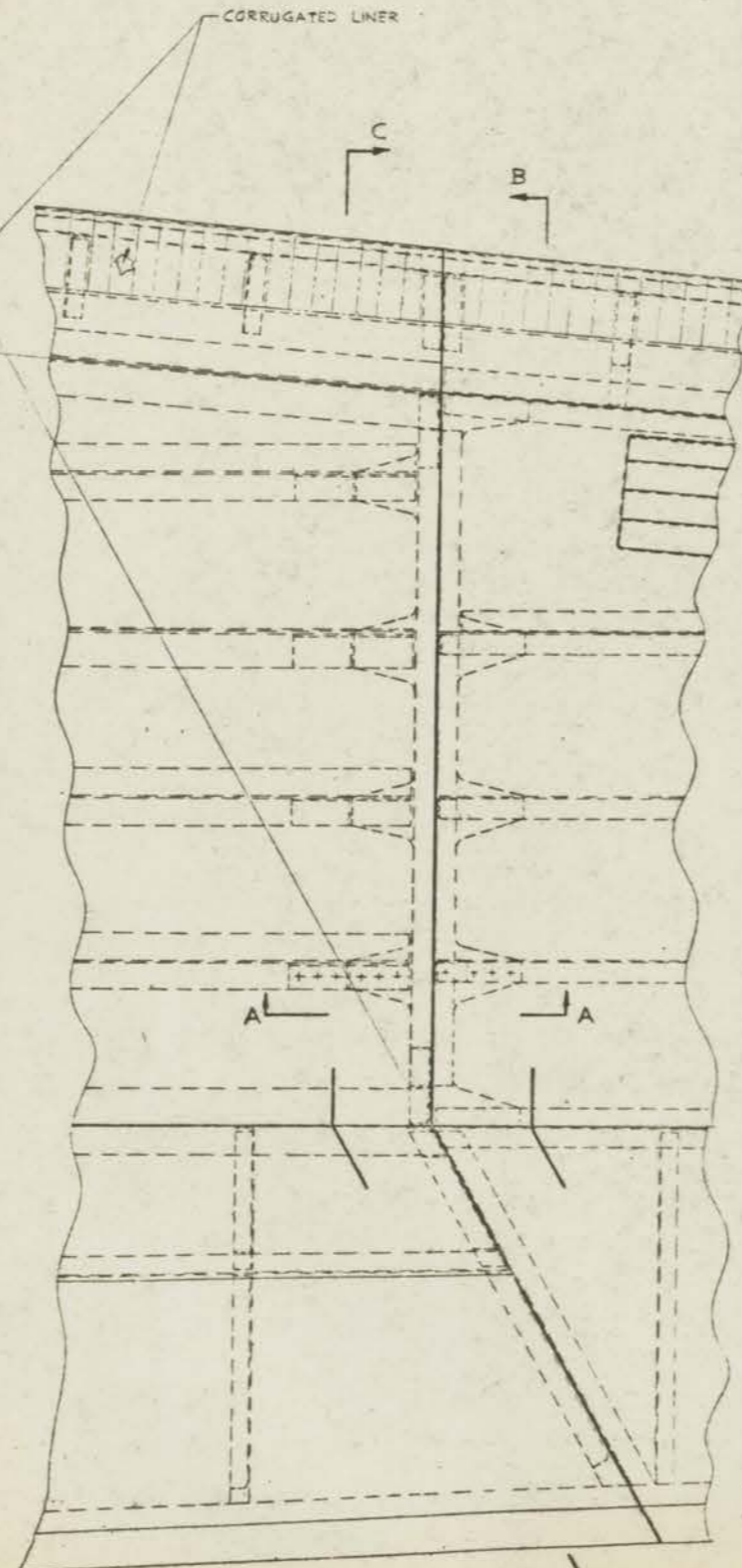
Yw
291.50



SECTION A-A
SCALE 1/1



SECTION C-C



CORRUGATED LINER

C

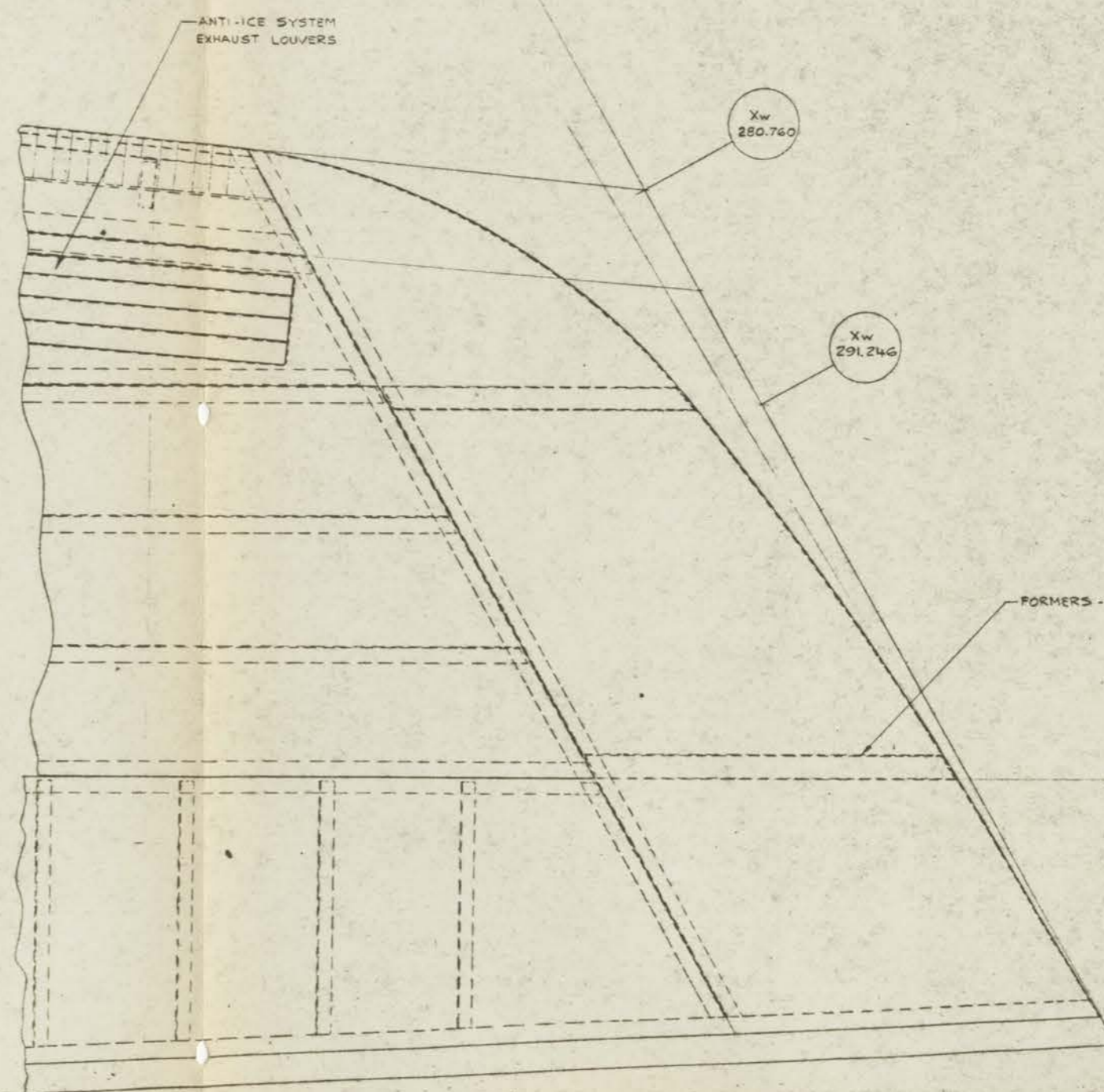
B

A

A



SECTION B-B



ANTI-ICE SYSTEM
EXHAUST LOUVERS

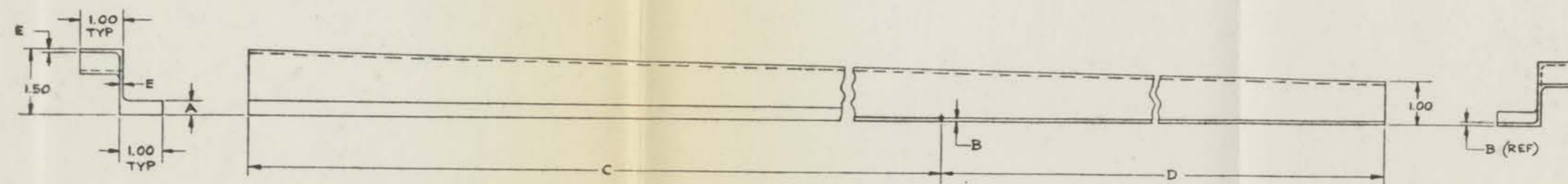
Xw
280.760

Xw
291.246

FORMERS - CHANNEL

Xw
322.701

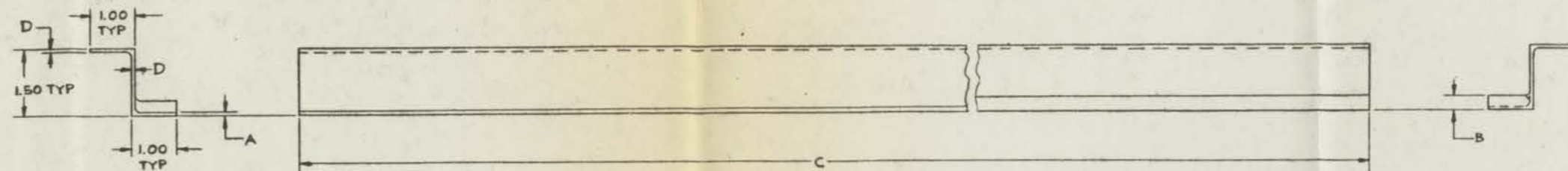
CONF	1130602	SAN DIEGO AIRCRAFT ENGINEERING, INC.
DATE	1-24-77	1000 CALIFORNIA
DRAWN	MAYES	WING - LEAFSTAR, 600
CHEK		WING TIP ASSY, RIB 291.50
SUPERVISOR		(ALTERNATIVE VERSION)
MARK		
APPROVAL	J 25727	SAE 77-016
REVISION	1/2	DATE BY



NOTE:

1. CONSTANT TAPER BETWEEN A & B DIMENSIONS OVER LENGTH C.
2. B DIMENSION TYPICAL OVER LENGTH D.
3. E DIMENSION IS EITHER .078 OR .100 ALONG TOTAL LENGTH.

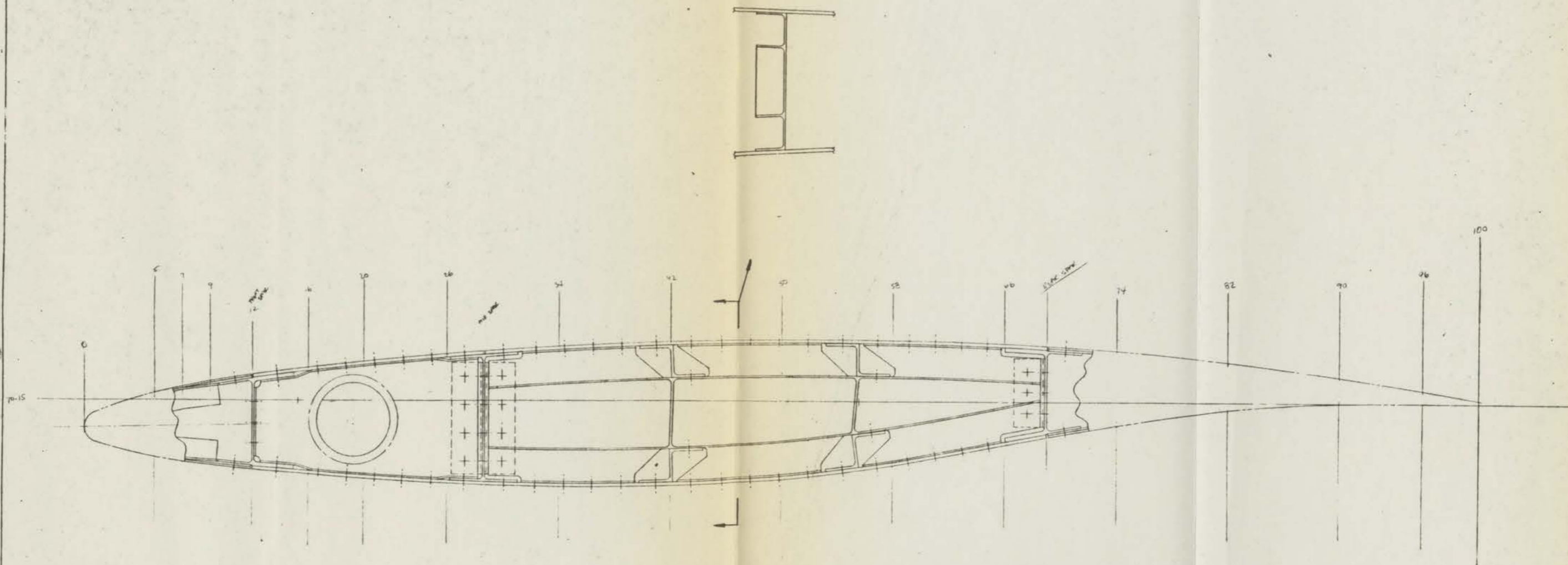
UNLESS OTHERWISE SPECIFIED DIMENSIONS ARE IN INCHES		CONTR 1130404	SAN DIEGO AIRCRAFT ENGINEERING, INC.	
TOLERANCES ON		DATE 10-28-76	SAN DIEGO CALIFORNIA	
FRACTION	DECIMAL	DRAFTSMAN MAYES	WING LEARSTAR 600, STRINGER DETAILS	
1/16	.03125	CHK	OUTBD PANEL YW170 THRU YW291	
1/8	.0625	SUPERVISOR	25727 SAE 77-021	
1/4	.125	MAINT	SCALE 1/1	
3/8	.1875	APPROVAL	CALC WT LB SHEET 1/3	
1/2	.25	APPROVAL		
3/4	.375			
1	.5			
1 1/4	.75			
1 1/2	.9375			
1 3/4	1.125			
2	1.25			
2 1/4	1.5			
2 1/2	1.625			
2 3/4	1.875			
3	2.0			
3 1/4	2.1875			
3 1/2	2.375			
3 3/4	2.5			
4	2.75			
4 1/4	3.0			
4 1/2	3.125			
4 3/4	3.375			
5	3.5			
5 1/4	3.75			
5 1/2	3.9375			
5 3/4	4.125			
6	4.25			
6 1/4	4.5			
6 1/2	4.625			
6 3/4	4.875			
7	5.0			
7 1/4	5.25			
7 1/2	5.375			
7 3/4	5.625			
8	5.75			
8 1/4	6.0			
8 1/2	6.125			
8 3/4	6.375			
9	6.5			
9 1/4	6.75			
9 1/2	6.875			
9 3/4	7.125			
10	7.25			
10 1/4	7.5			
10 1/2	7.625			
10 3/4	7.875			
11	8.0			
11 1/4	8.25			
11 1/2	8.375			
11 3/4	8.625			
12	8.75			
12 1/4	9.0			
12 1/2	9.125			
12 3/4	9.375			
13	9.5			
13 1/4	9.75			
13 1/2	9.875			
13 3/4	10.125			
14	10.25			
14 1/4	10.5			
14 1/2	10.625			
14 3/4	10.875			
15	11.0			
15 1/4	11.25			
15 1/2	11.375			
15 3/4	11.625			
16	11.75			
16 1/4	12.0			
16 1/2	12.125			
16 3/4	12.375			
17	12.5			
17 1/4	12.75			
17 1/2	12.875			
17 3/4	13.125			
18	13.25			
18 1/4	13.5			
18 1/2	13.625			
18 3/4	13.875			
19	14.0			
19 1/4	14.25			
19 1/2	14.375			
19 3/4	14.625			
20	14.75			
20 1/4	15.0			
20 1/2	15.125			
20 3/4	15.375			
21	15.5			
21 1/4	15.75			
21 1/2	15.875			
21 3/4	16.125			
22	16.25			
22 1/4	16.5			
22 1/2	16.625			
22 3/4	16.875			
23	17.0			
23 1/4	17.25			
23 1/2	17.375			
23 3/4	17.625			
24	17.75			
24 1/4	18.0			
24 1/2	18.125			
24 3/4	18.375			
25	18.5			
25 1/4	18.75			
25 1/2	18.875			
25 3/4	19.125			
26	19.25			
26 1/4	19.5			
26 1/2	19.625			
26 3/4	19.875			
27	20.0			
27 1/4	20.25			
27 1/2	20.375			
27 3/4	20.625			
28	20.75			
28 1/4	21.0			
28 1/2	21.125			
28 3/4	21.375			
29	21.5			
29 1/4	21.75			
29 1/2	21.875			
29 3/4	22.125			
30	22.25			
30 1/4	22.5			
30 1/2	22.625			
30 3/4	22.875			
31	23.0			
31 1/4	23.25			
31 1/2	23.375			
31 3/4	23.625			
32	23.75			
32 1/4	24.0			
32 1/2	24.125			
32 3/4	24.375			
33	24.5			
33 1/4	24.75			
33 1/2	24.875			
33 3/4	25.125			
34	25.25			
34 1/4	25.5			
34 1/2	25.625			
34 3/4	25.875			
35	26.0			
35 1/4	26.25			
35 1/2	26.375			
35 3/4	26.625			
36	26.75			
36 1/4	27.0			
36 1/2	27.125			
36 3/4	27.375			
37	27.5			
37 1/4	27.75			
37 1/2	27.875			
37 3/4	28.125			
38	28.25			
38 1/4	28.5			
38 1/2	28.625			
38 3/4	28.875			
39	29.0			
39 1/4	29.25			
39 1/2	29.375			
39 3/4	29.625			
40	29.75			
40 1/4	30.0			
40 1/2	30.125			
40 3/4	30.375			
41	30.5			
41 1/4	30.75			
41 1/2	30.875			
41 3/4	31.125			
42	31.25			
42 1/4	31.5			
42 1/2	31.625			
42 3/4	31.875			
43	32.0			
43 1/4	32.25			
43 1/2	32.375			
43 3/4	32.625			
44	32.75			
44 1/4	33.0			
44 1/2	33.125			
44 3/4	33.375			
45	33.5			
45 1/4	33.75			
45 1/2	33.875			
45 3/4	34.125			
46	34.25			
46 1/4	34.5			
46 1/2	34.625			
46 3/4	34.875			
47	35.0			
47 1/4	35.25			
47 1/2	35.375			
47 3/4	35.625			
48	35.75			
48 1/4	36.0			
48 1/2	36.125			
48 3/4	36.375			
49	36.5			
49 1/4	36.75			
49 1/2	36.875			
49 3/4	37.125			
50	37.25			
50 1/4	37.5			
50 1/2	37.625			
50 3/4	37.875			
51	38.0			
51 1/4	38.25			
51 1/2	38.375			
51 3/4	38.625			
52	38.75			
52 1/4	39.0			
52 1/2	39.125			
52 3/4	39.375			
53	39.5			
53 1/4	39.75			
53 1/2	39.875			
53 3/4	40.125			
54	40.25			
54 1/4	40.5			
54 1/2	40.625			
54 3/4	40.875			
55	41.0			
55 1/4	41.25			
55 1/2	41.375			
55 3/4	41.625			
56	41.75			
56 1/4	42.0			
56 1/2	42.125			
56 3/4	42.375			
57	42.5			
57 1/4	42.75			
57 1/2	42.875			
57 3/4	43.125			
58	43.25			
58 1/4	43.5			
58 1/2	43.625			
58 3/4	43.875			
59	44.0			
59 1/4	44.25			
59 1/2	44.375			
59 3/4	44.625			
60	44.75			
60 1/4	45.0			
60 1/2	45.125			
60 3/4	45.375			
61	45.5			
61 1/4	45.75			
61 1/2	45.875			
61 3/4	46.125			
62	46.25			
62 1/4	46.5			
62 1/2	46.625			
62 3/4	46.875			
63	47.0			
63 1/4	47.25			
63 1/2	47.375			
63 3/4	47.625			
64	47.75			
64 1/4	48.0			
64 1/2	48.125			
64 3/4	48.375			
65	48.5			
65 1/4	48.75			
65 1/2	48.875			
65 3/4	49.125			
66	49.25			
66 1/4	49.5			
66 1/2	49.625			
66 3/4	49.875			
67	50.0			
67 1/4	50.25			
67 1/2	50.375			
67 3/4	50.625			
68	50.75			
68 1/4	51.0			
68 1/2	51.125			
68 3/4	51.375			
69	51.5			
69 1/4	51.75			
69 1/2	51.875			
69 3/4	52.125			
70	52.25			
70 1/4</				



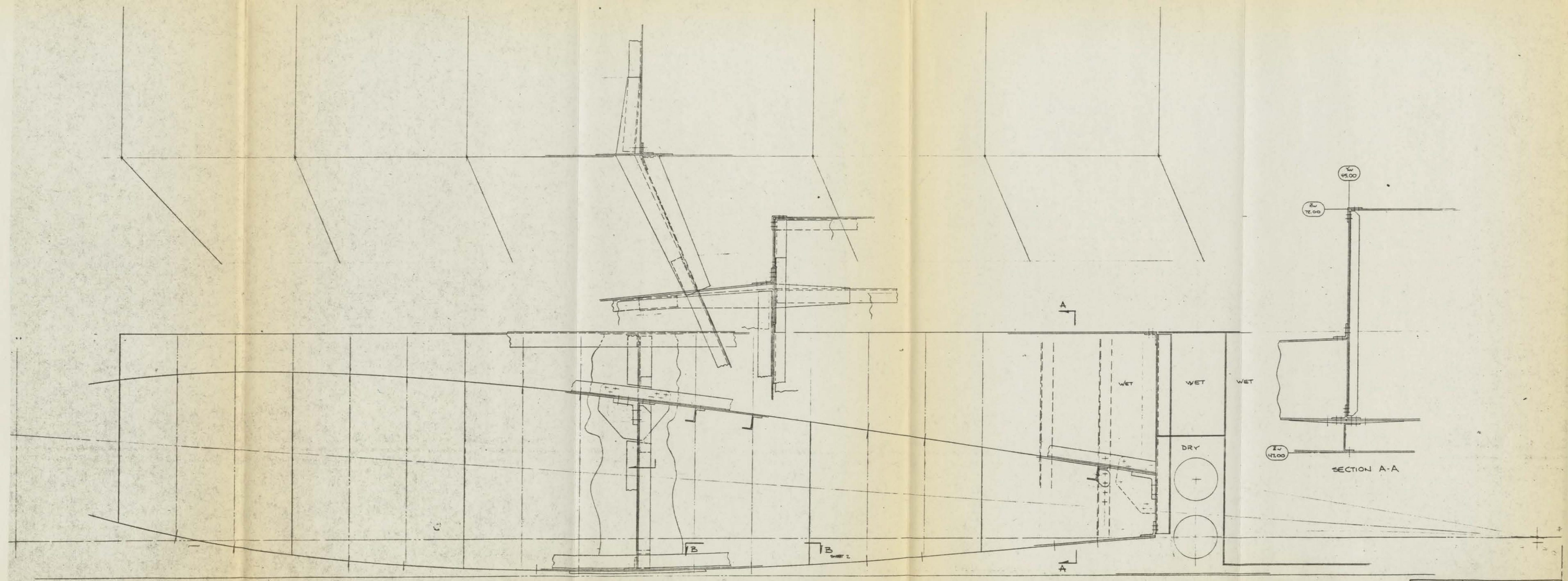
NOTE :

1. CONSTANT TAPER BETWEEN A & B DIMENSIONS OVER LENGTH C.
2. D DIMENSION IS EITHER .078 OR .100 ALONG LENGTH.

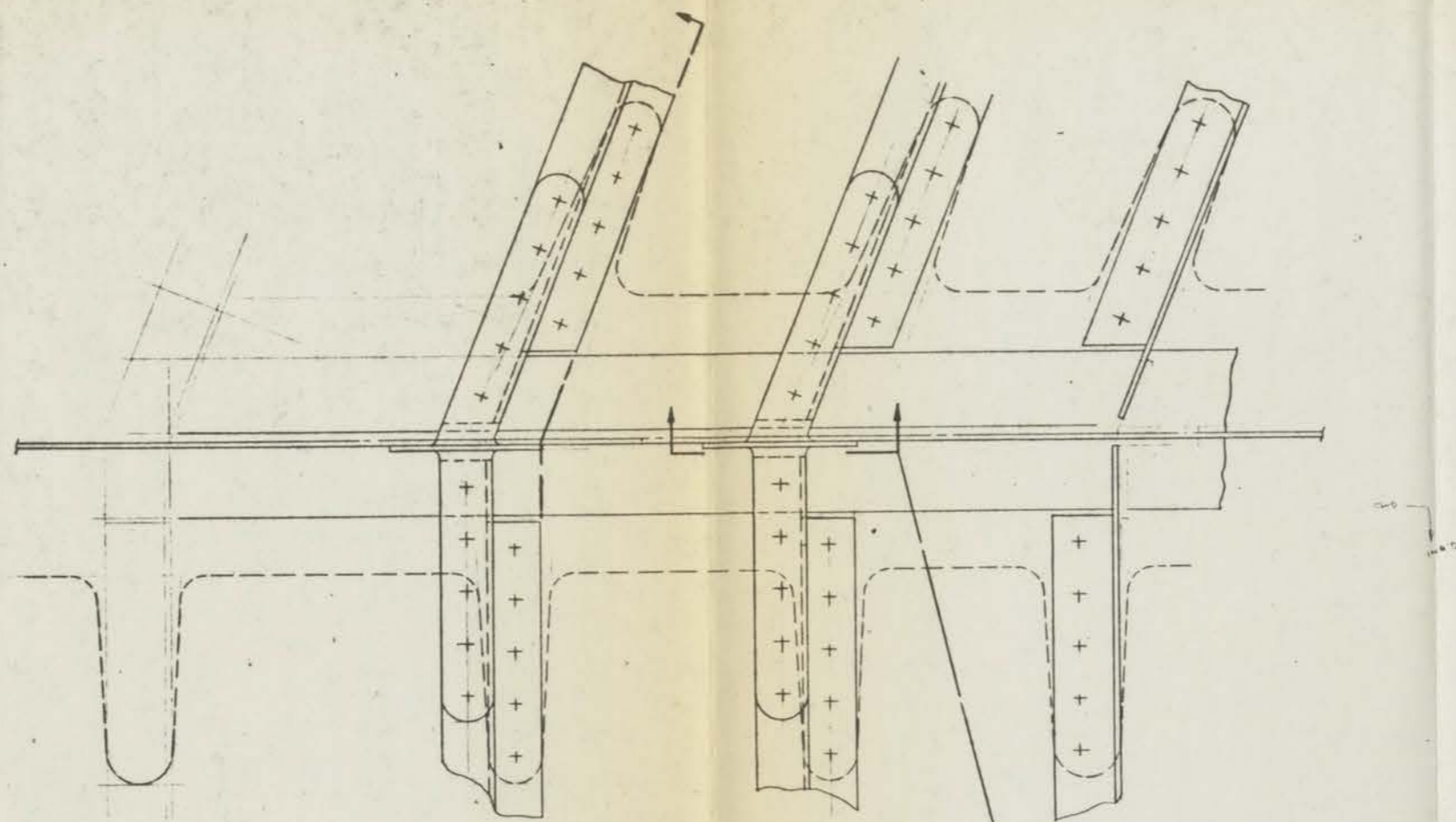
UNLESS OTHERWISE SPECIFIED DIMENSIONS ARE IN INCHES				CONTR 1137404		SAN DIEGO AIRCRAFT ENGINEERING, INC.	
TOLERANCES ON				DATE 11-25-76		SAN DIEGO, CALIFORNIA	
FRACTION				DRAFTSMAN MAYES		VING LEARSTAR 600,	
DECIMAL				CHK		STINGER DETAILS	
ANGLE				SUPERVISOR		PROD LABLE YW 45 THRU YW 170	
QDD DASH NUMBER SHOWN				APPROVAL		SIZE CODE GRAY 40	
NEXT HIGHER CONSECUTIVE				APPROVAL		J 25727 SAE 77-022	
EVEN DASH NUMBER COPY				APPROVAL		SCALE 1/1	
VALUE ENGR				APPROVAL		CALC WT LB SHRT 1 OF 1	
STRESS				APPROVAL			
WTS				APPROVAL			



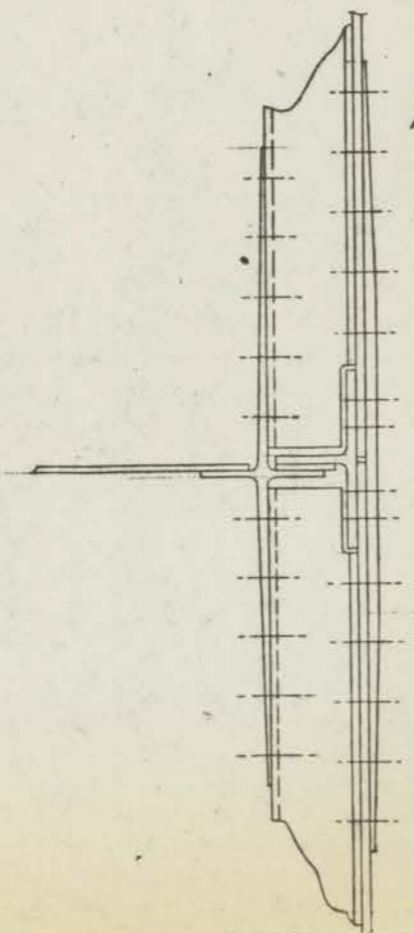
CONTRACT	32-404	SAN DIEGO AIRCRAFT ENGINEERING, INC.	
DATE	11/8/76	SAN DIEGO, CALIFORNIA	
DRAWN BY	AMHON	WING-LEARSTAR 600	
CHECKED		RIB CUT @ YW274.45	
SUPERVISOR		OTED AILERON HINGE	
MAINT			
APPROVAL		SIZE	25727
APPROVAL		SCALE	1:1
		CALC	WT
		LB	11



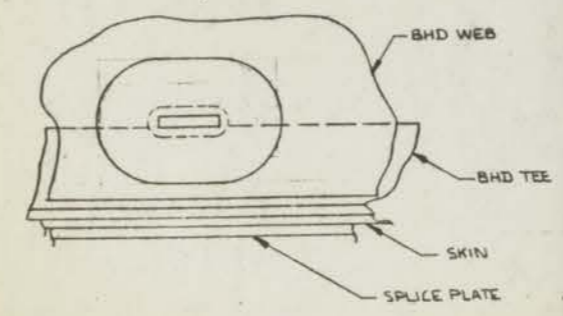
CONTR 1150-053	SAN DIEGO AIRCRAFT ENGINEERING, INC.
DATE DEC 1970	1000 WILSON DRIVE
DRAWN BY CAUTON	WING - LEARSTAR 600
CHE	RIB 243.00/SAE NO. 1A
SUPERVISOR	SPR SPLICE
MAINT	
APPROVAL	1 25727 SAE 77-050
APPROVAL	SCALE 1/2" = 1'-0" SHEET 1 OF 1



VIEW B-B



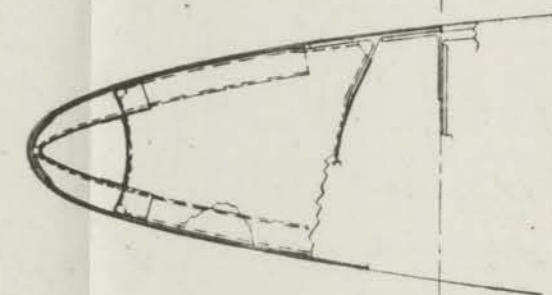
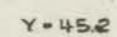
INBD



CONTR 1130-603		SAN DIEGO AIRCRAFT ENGINEERING, INC.	
DATE 1-11-77		SAN DIEGO, CALIFORNIA	
DRAFTERMAN WHITE		WING-LEARSTAR 600	
CHK		RIB @ 45.20 SAE N21A	
SUPERVISOR		SPAR SPLICE	
MAINT			
APPROVAL			
APPROVAL			
SCALE 1/1		SCALE WT LB SHEET 2	

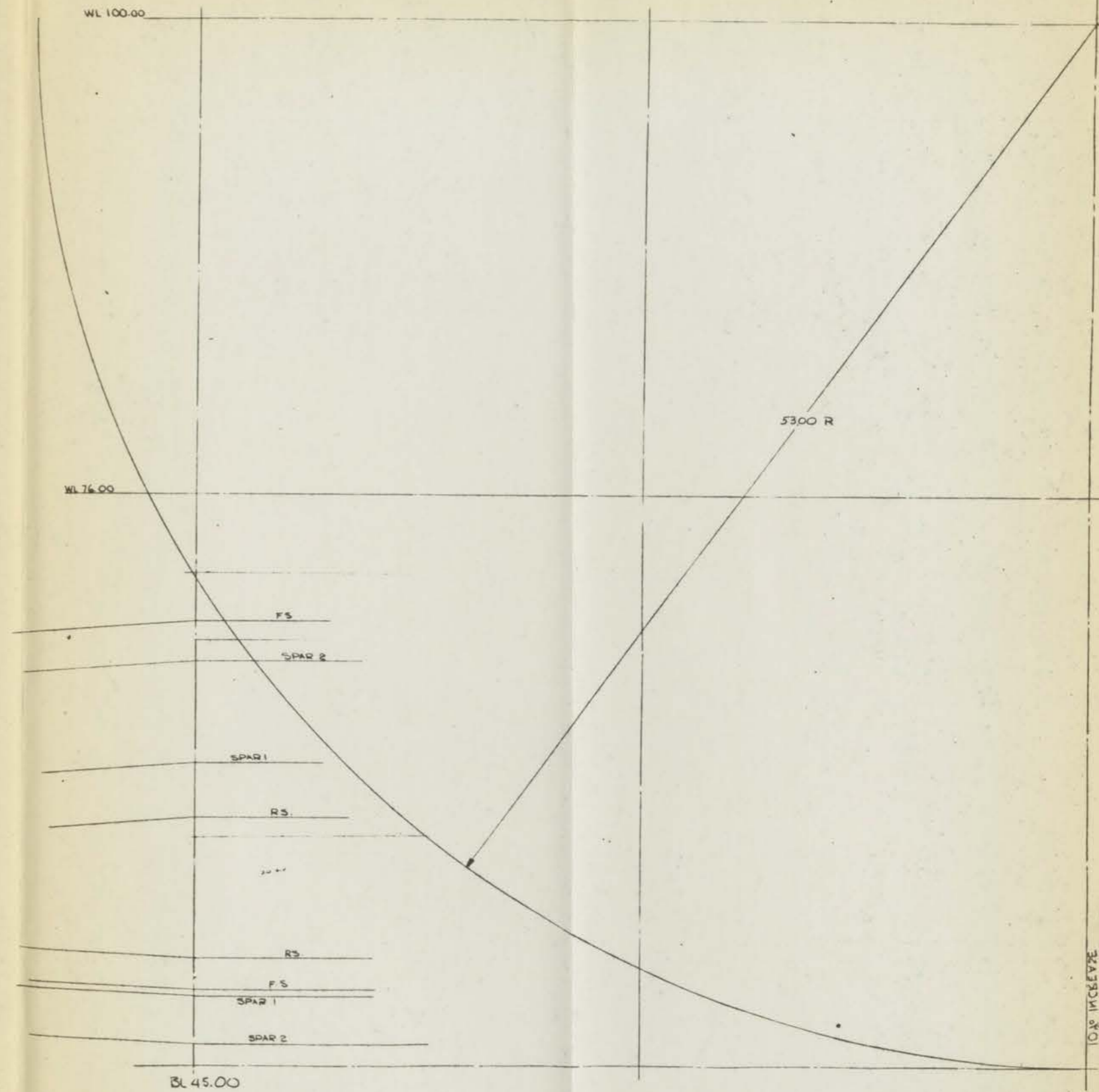


SECTION A-A

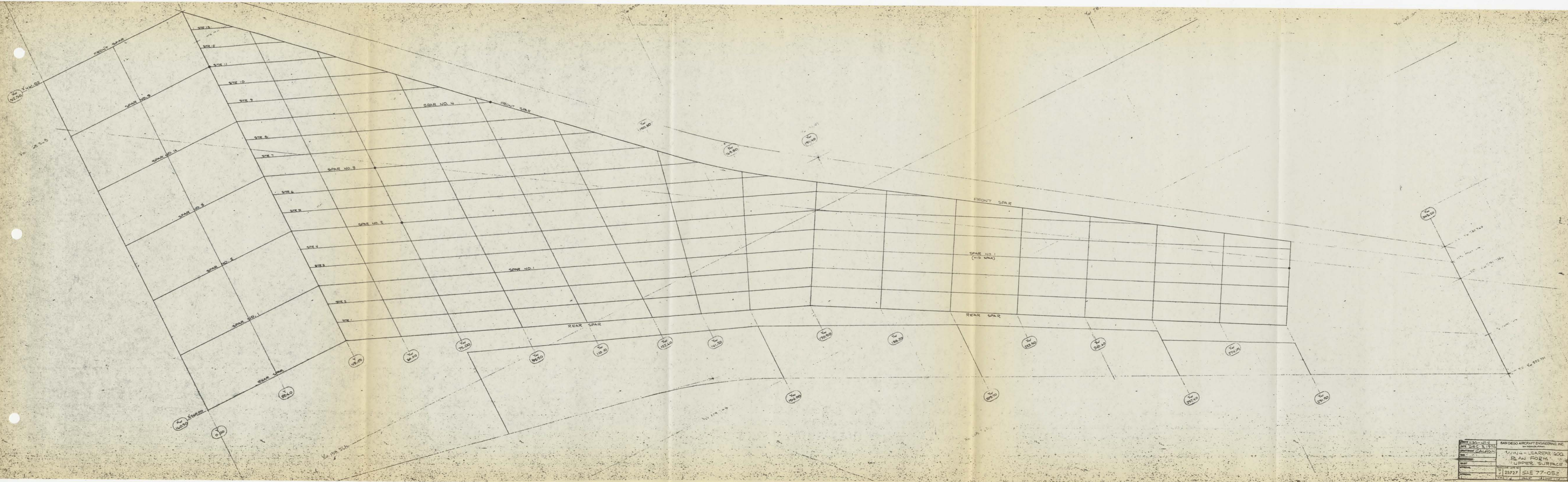


Y = 170.50
(NORMAL TO F.S.)

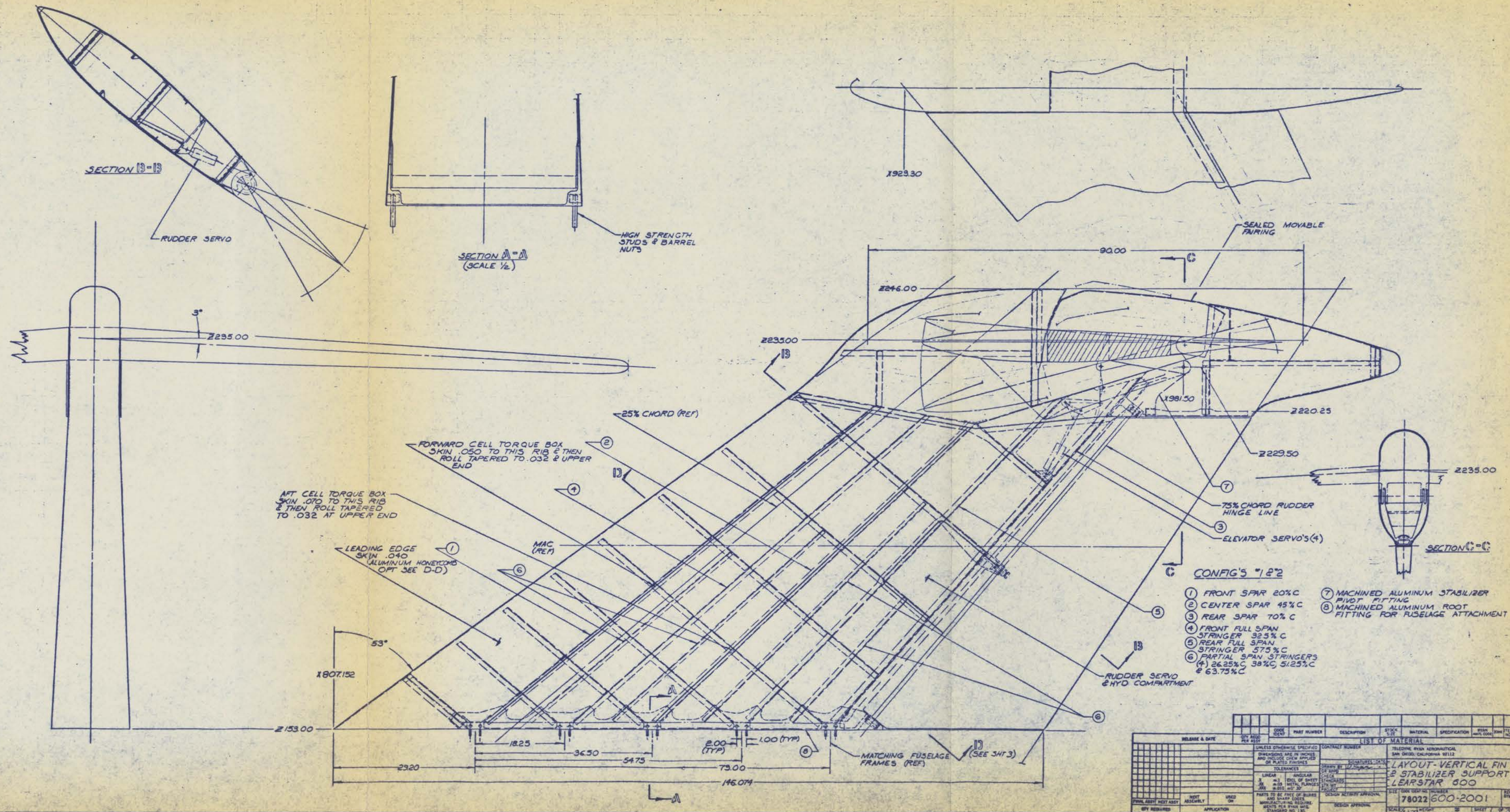
CONT#	1130602	SAN DIEGO AIRCRAFT ENGINEERING, INC. SAN DIEGO, CALIFORNIA WING LEARSTAR 600 LEADING EDGE WITH DE-ICING SYSTEM
DATE	1-3-77	
DRAWN	MAYES	
CHK		
SUPERVISOR		
BAINT		
APPROVAL		SIZE 100% GROSS NET J 25272 SAE 27-060
APPROVAL		SCALE 1/1 CALC WT LB SHEET 1 OF 1

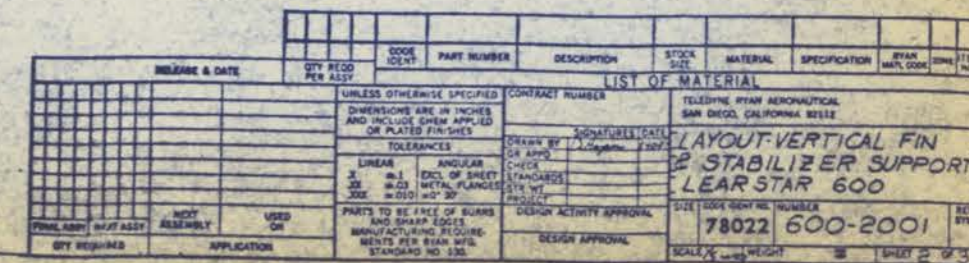


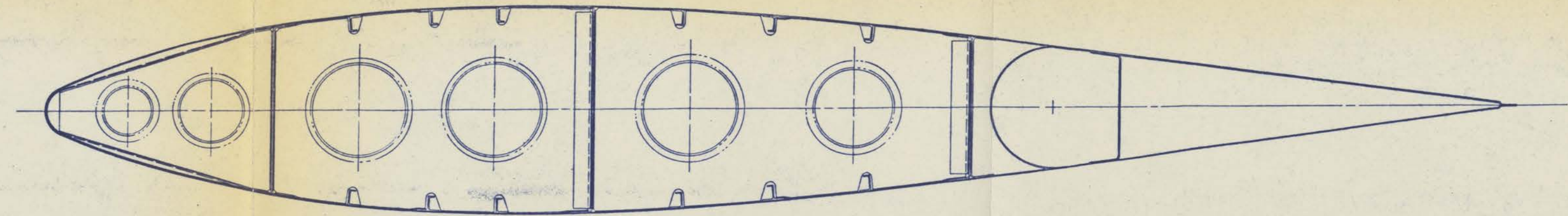
CONTR 1130-601	SAN DIEGO AIRCRAFT ENGINEERING, INC.		
DATE 11/76	SAN DIEGO, CALIFORNIA		
DRAFTSMAN ROBINSON	WING - LEARSTAR 600		
CHK	WING / FUSE INTERSECTION		
SUPERVISOR	10% INCREASE		
BAINT	SAE 77-077		
APPROVAL	SIZE 100% (GENT NO)	25727	18 1 SHEET
APPROVAL	SCALE	CALC BY	18 1 SHEET



100-100

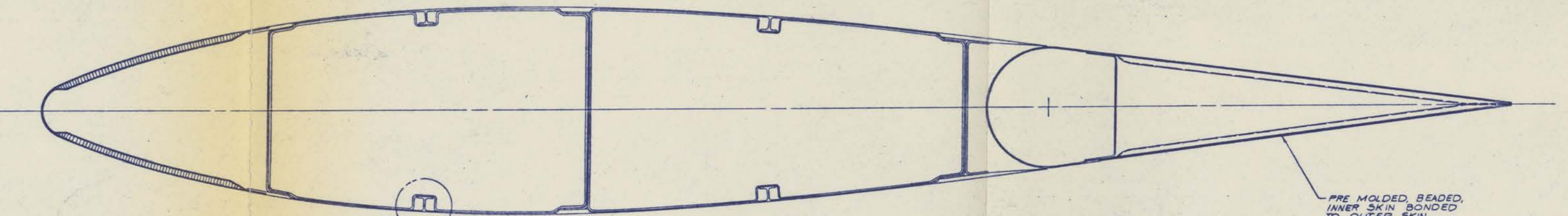







SECTION 13-13
(SCALE 1/2)

CONFIG #1
CONVENTIONAL RIB, SKIN, SPAR
& STRINGER ALUMINUM CONSTRUCTION



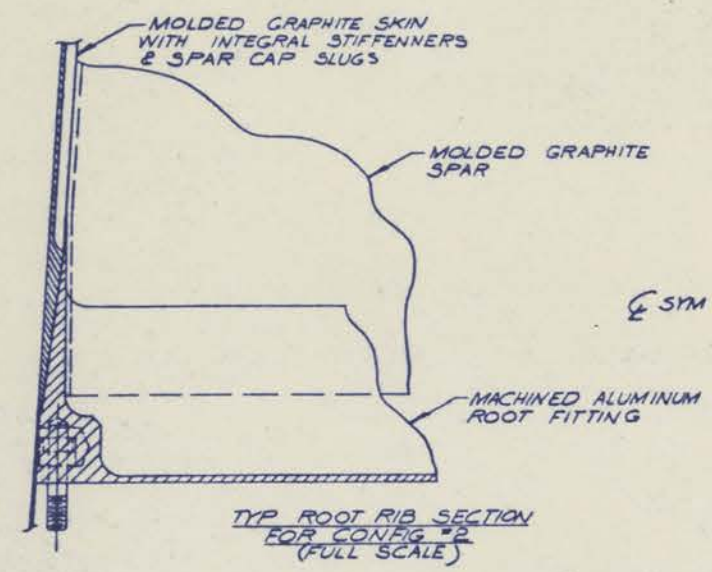
SECTION 13-13
(SCALE 1/2)

CONFIG #2
MOLDED GRAPHITE
RIBS, SPARS & SKIN
WITH INTEGRALLY FORMED
STRINGERS ON SKIN



SECTION 13-13
(SCALE 1/2)

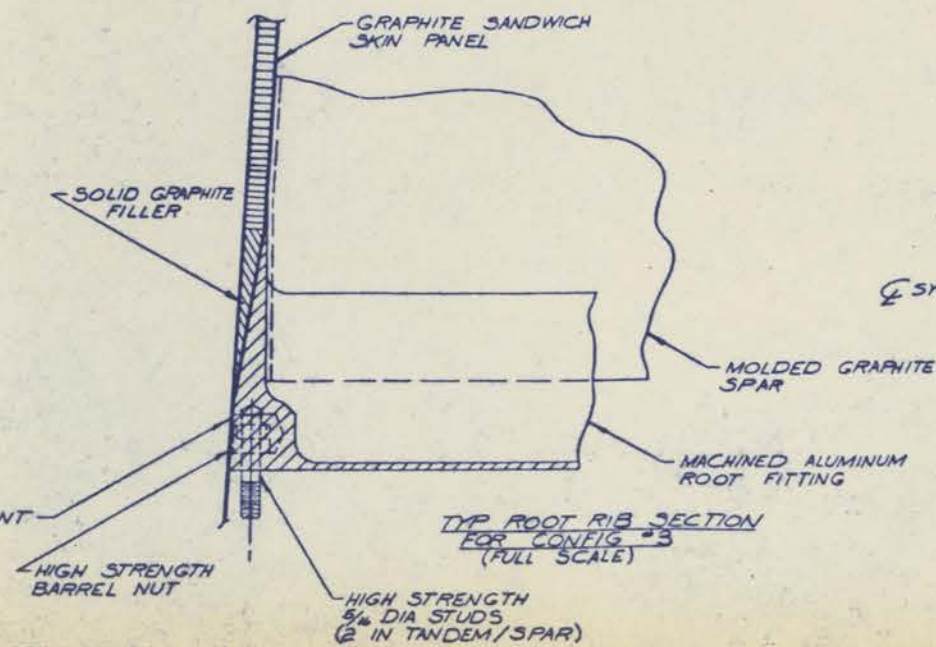
CONFIG #3
SANDWICH PANEL SKINS (GRAPHITE SKINS
BONDED TO FIBERGLASS REINFORCED CORE) &
MOLDED GRAPHITE SPARS & RIBS



TYP ROOT RIB SECTION
FOR CONFIG #1
(FULL SCALE)

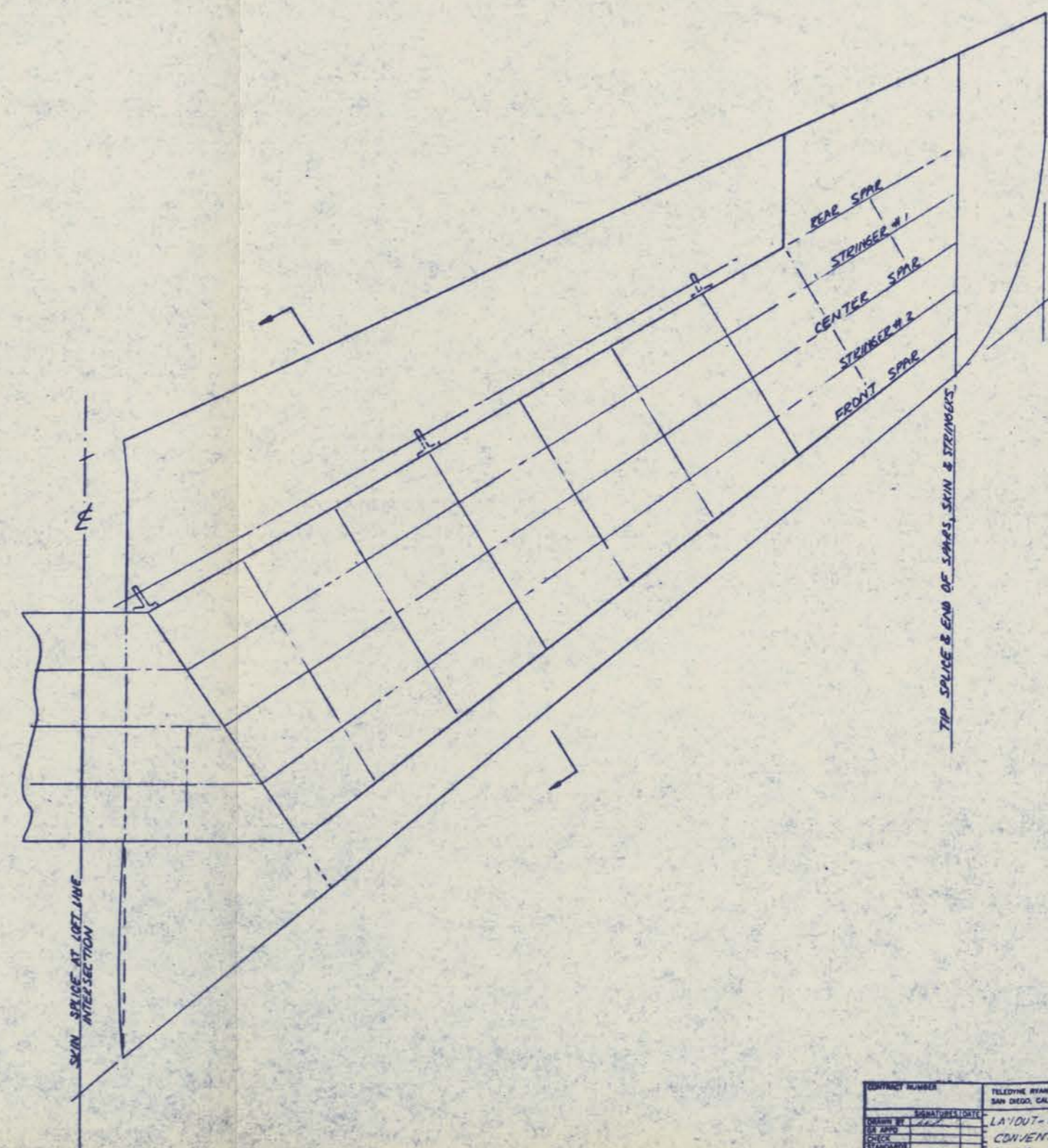
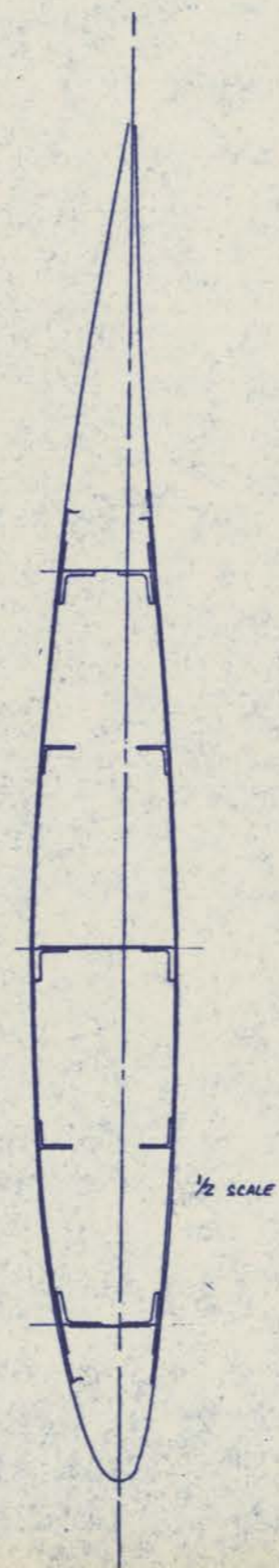


OPTIONAL STRINGER
CONFIGURATION - PRE
MOLDED HAT SECTIONS
BONDED TO SKIN

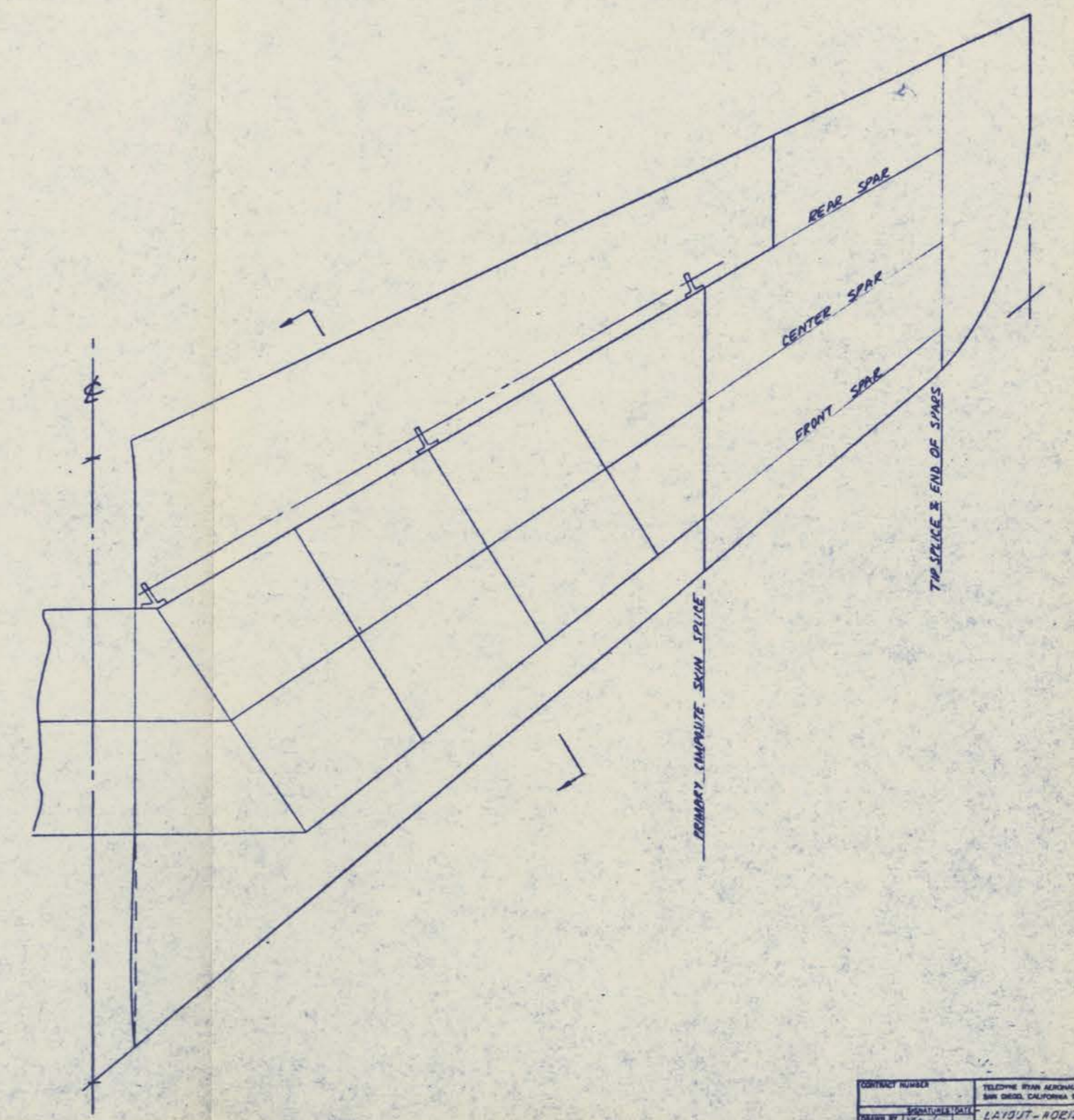
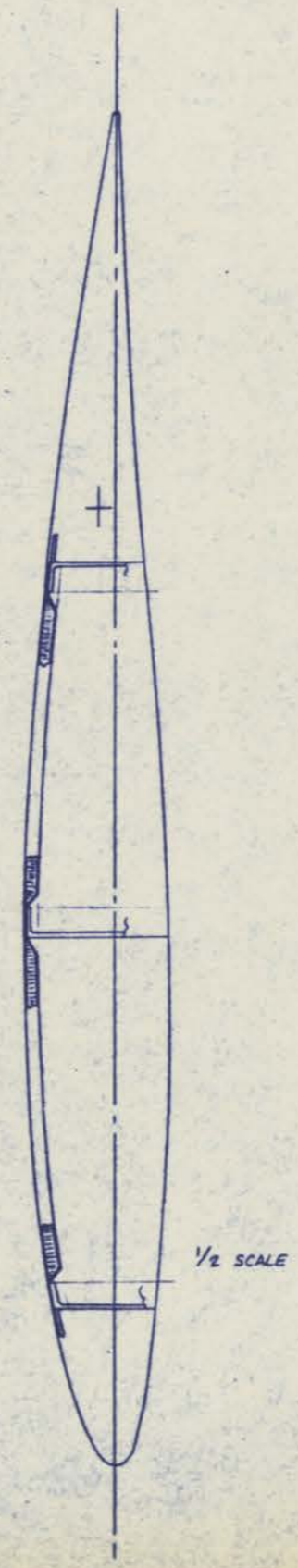


TYP ROOT RIB SECTION
FOR CONFIG #3
(FULL SCALE)

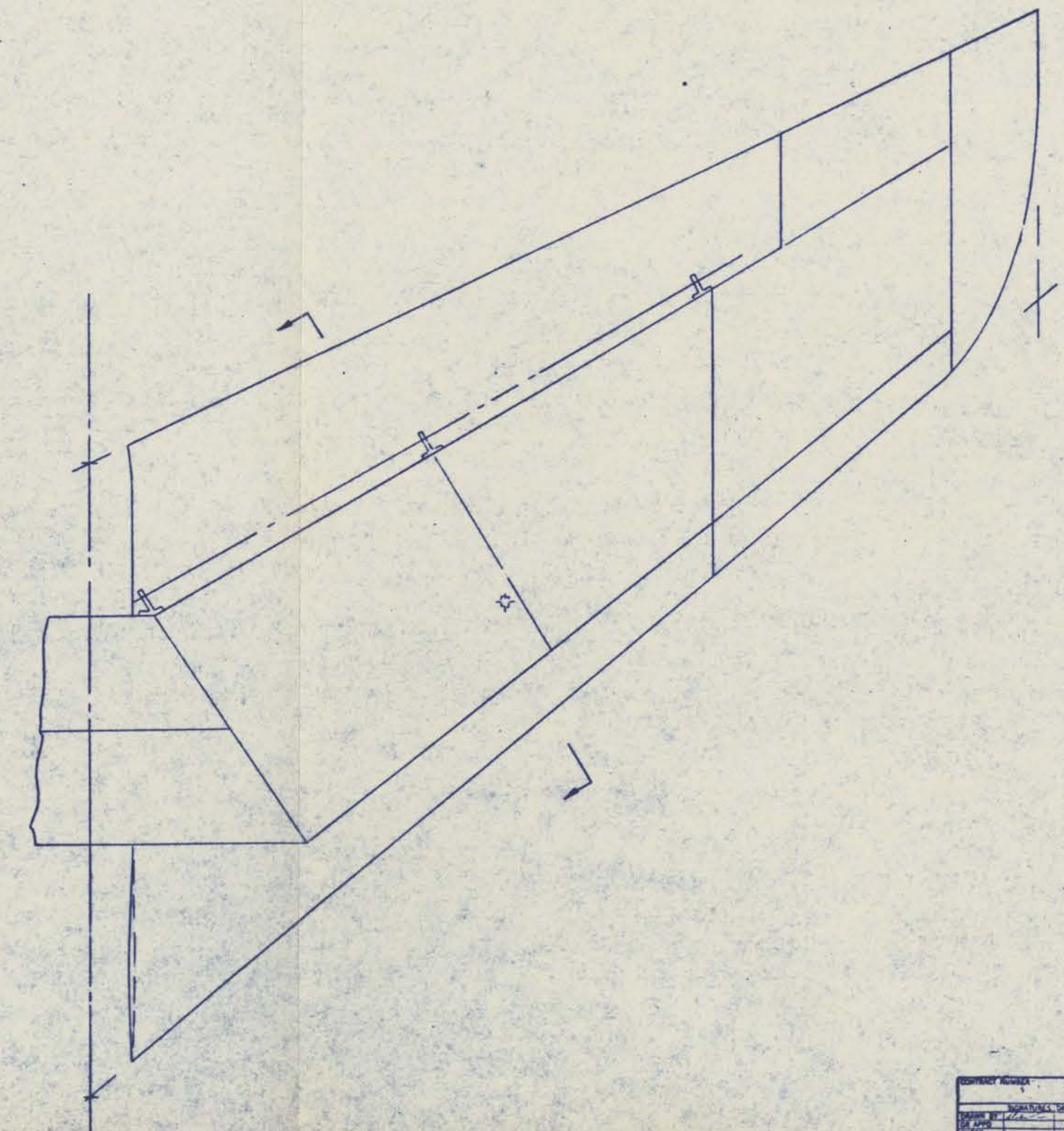
RELEASE & DATE		CODE	PART NUMBER	DESCRIPTION	STOCK	MATERIAL	SPECIFICATION	FORM	ITEM
QTY REQD PER ASSY <td></td> <td></td> <td></td> <td></td> <td></td> <td></td> <td></td> <td></td>									
UNLESS OTHERWISE SPECIFIED				CONTRACT NUMBER	LIST OF MATERIAL				
DIMENSIONS ARE IN INCHES					TELEPHONE RAY AERONAUTICAL				
AND INCLUDE OTHER APPLICABLE					AND INCLUDE OTHER APPLICABLE				
TOLERANCES					LAYOUT-VERTICAL FIN				
LINEAR					STABILIZER SUPPORT				
ANGULAR					LEANSTAR 600				
M3 END OF SHEET									
M4 END OF SHEET									
M5 END OF SHEET									
M6 END OF SHEET									
M7 END OF SHEET									
M8 END OF SHEET									
M9 END OF SHEET									
M10 END OF SHEET									
M11 END OF SHEET									
M12 END OF SHEET									
M13 END OF SHEET									
M14 END OF SHEET									
M15 END OF SHEET									
M16 END OF SHEET									
M17 END OF SHEET									
M18 END OF SHEET									
M19 END OF SHEET									
M20 END OF SHEET									
M21 END OF SHEET									
M22 END OF SHEET									
M23 END OF SHEET									
M24 END OF SHEET									
M25 END OF SHEET									
M26 END OF SHEET									
M27 END OF SHEET									
M28 END OF SHEET									
M29 END OF SHEET									
M30 END OF SHEET									
M31 END OF SHEET									
M32 END OF SHEET									
M33 END OF SHEET									
M34 END OF SHEET									
M35 END OF SHEET									
M36 END OF SHEET									
M37 END OF SHEET									
M38 END OF SHEET									
M39 END OF SHEET									
M40 END OF SHEET									
M41 END OF SHEET									
M42 END OF SHEET									
M43 END OF SHEET									
M44 END OF SHEET									
M45 END OF SHEET									
M46 END OF SHEET									
M47 END OF SHEET									
M48 END OF SHEET									
M49 END OF SHEET									
M50 END OF SHEET									
M51 END OF SHEET									
M52 END OF SHEET									
M53 END OF SHEET									
M54 END OF SHEET									
M55 END OF SHEET									
M56 END OF SHEET									
M57 END OF SHEET									
M58 END OF SHEET									
M59 END OF SHEET									
M60 END OF SHEET									
M61 END OF SHEET									
M62 END OF SHEET									
M63 END OF SHEET									
M64 END OF SHEET									
M65 END OF SHEET									
M66 END OF SHEET									
M67 END OF SHEET									
M68 END OF SHEET									
M69 END OF SHEET									
M70 END OF SHEET									
M71 END OF SHEET									
M72 END OF SHEET									
M73 END OF SHEET									
M74 END OF SHEET									
M75 END OF SHEET									
M76 END OF SHEET									
M77 END OF SHEET									
M78 END OF SHEET									
M79 END OF SHEET									
M80 END OF SHEET									
M81 END OF SHEET									
M82 END OF SHEET									
M83 END OF SHEET									
M84 END OF SHEET									
M85 END OF SHEET									
M86 END OF SHEET									
M87 END OF SHEET									
M88 END OF SHEET									
M89 END OF SHEET									
M90 END OF SHEET									
M91 END OF SHEET									
M92 END OF SHEET									
M93 END OF SHEET									
M94 END OF SHEET									
M95 END OF SHEET									
M96 END OF SHEET									
M97 END OF SHEET									
M98 END OF SHEET									
M99 END OF SHEET									
M100 END OF SHEET									
M101 END OF SHEET									
M102 END OF SHEET									
M103 END OF SHEET									
M104 END OF SHEET									
M105 END OF SHEET									
M106 END OF SHEET									
M107 END OF SHEET									
M108 END OF SHEET									
M109 END OF SHEET									
M110 END OF SHEET									
M111 END OF SHEET									
M112 END OF SHEET									
M113 END OF SHEET									
M114 END OF SHEET									
M115 END OF SHEET									
M116 END OF SHEET									
M117 END OF SHEET									
M118 END OF SHEET									
M119 END OF SHEET									
M120 END OF SHEET									
M121 END OF SHEET									
M122 END OF SHEET									
M123 END OF SHEET									
M124 END OF SHEET									
M125 END OF SHEET									
M126 END OF SHEET									
M127 END OF SHEET									
M128 END OF SHEET									
M129 END OF SHEET									
M130 END OF SHEET									
M131 END OF SHEET									
M132 END OF SHEET									
M133 END OF SHEET									
M134 END OF SHEET									
M135 END OF SHEET									
M136 END OF SHEET									
M137 END OF SHEET									
M138 END OF SHEET									
M139 END OF SHEET									
M140 END OF SHEET									
M141 END OF SHEET									
M142 END OF SHEET									
M143 END OF SHEET									
M144 END OF SHEET									
M145 END OF SHEET									
M146 END OF SHEET									
M147 END OF SHEET									
M148 END OF SHEET									
M149 END OF SHEET									
M150 END OF SHEET									
M151 END OF SHEET									
M152 END OF SHEET									
M153 END OF SHEET									
M154 END OF SHEET									
M155 END OF SHEET									
M156 END OF SHEET									
M157 END OF SHEET									
M158 END OF SHEET									
M159 END OF SHEET									
M160 END OF SHEET									
M161 END OF SHEET									
M162 END OF SHEET									
M163 END OF SHEET									
M164 END OF SHEET									
M165 END OF SHEET									
M166 END OF SHEET									
M167 END OF SHEET									
M168 END OF SHEET									
M169 END OF SHEET									
M170 END OF SHEET									
M171 END OF SHEET									
M172 END OF SHEET									
M173 END OF SHEET									
M174 END OF SHEET									
M175 END OF SHEET									
M176 END OF SHEET									
M177 END OF SHEET									
M178 END OF SHEET									
M179 END OF SHEET									
M180 END OF SHEET									
M181 END OF SHEET									
M182 END OF SHEET									
M183 END OF SHEET									
M184 END OF SHEET									
M185 END OF SHEET									
M186 END OF SHEET									
M187 END OF SHEET									
M188 END OF SHEET									
M189 END OF SHEET									
M190 END OF SHEET									
M191 END OF SHEET									
M192 END OF SHEET									
M193 END OF SHEET									
M194 END OF SHEET									
M195 END OF SHEET									
M196 END OF SHEET									
M197 END OF SHEET									
M198 END OF SHEET									
M199 END OF SHEET									
M200 END OF SHEET									
M201 END OF SHEET									
M202 END OF SHEET									
M203 END OF SHEET									
M204 END OF SHEET									
M205 END OF SHEET									
M206 END OF SHEET									
M207 END OF SHEET									
M208 END OF SHEET									
M209 END OF SHEET									
M210 END OF SHEET									
M211 END OF SHEET									
M212 END OF SHEET									
M213 END OF SHEET									
M214 END OF SHEET									
M215 END OF SHEET									
M216 END OF SHEET									
M217 END OF SHEET									
M218 END OF SHEET									
M219 END OF SHEET									
M220 END OF SHEET									
M221 END OF SHEET									
M222 END OF SHEET									
M223 END OF SHEET									
M224 END OF SHEET									
M225 END OF SHEET									
M226 END OF SHEET									
M227 END OF SHEET									
M228 END OF SHEET									
M229 END OF SHEET									
M230 END OF SHEET									
M231 END OF SHEET									
M232 END OF SHEET									
M233 END OF SHEET									
M234 END OF SHEET									
M235 END OF SHEET									
M236 END OF SHEET									
M237 END OF SHEET									
M238 END OF SHEET									
M239 END OF SHEET									
M240 END OF SHEET									
M241 END OF SHEET									
M242 END OF SHEET									
M243 END OF SHEET									
M244 END OF SHEET									
M245 END OF SHEET									
M246 END OF SHEET									
M247 END OF SHEET									
M248 END OF SHEET									
M249 END OF SHEET									
M250 END OF SHEET									
M251 END OF SHEET									
M252 END OF SHEET									
M253 END OF SHEET									
M254 END OF SHEET									
M255 END OF SHEET									
M256 END OF SHEET									
M257 END OF SHEET									
M258 END OF SHEET									
M259 END OF SHEET									
M260 END OF SHEET									
M261 END OF SHEET									
M262 END OF SHEET									
M263 END OF SHEET									
M264 END OF SHEET									
M265 END OF SHEET									
M266 END OF SHEET									
M267 END OF SHEET									
M268 END OF SHEET									
M269 END OF SHEET									
M270 END OF SHEET									
M271 END OF SHEET									
M272 END OF SHEET									
M273 END OF SHEET									
M274 END OF SHEET									
M275 END OF SHEET									
M276 END OF SHEET									
M277 END OF SHEET									
M278 END OF SHEET									
M279 END OF SHEET									
M280 END OF SHEET									
M281 END OF SHEET									
M282 END OF SHEET									
M283 END OF SHEET									
M284 END OF SHEET									
M285 END OF SHEET									
M286 END OF SHEET									
M287 END OF SHEET									
M288 END OF SHEET									
M289 END OF SHEET									
M290 END OF SHEET									
M291 END OF SHEET									
M292 END OF SHEET									
M293 END OF SHEET									
M294 END OF SHEET									
M295 END OF SHEET									
M296 END OF SHEET									
M297 END OF SHEET									
M298 END OF SHEET									
M299 END OF SHEET									
M300 END OF SHEET									
M301 END OF SHEET									
M302 END OF SHEET									
M303 END OF SHEET									
M304 END OF SHEET									
M305 END OF SHEET									
M306 END OF SHEET									
M307 END OF SHEET									
M308 END OF SHEET									
M309 END OF SHEET									
M310 END OF SHEET									
M311 END OF SHEET									
M312 END OF SHEET									
M313 END OF SHEET									
M314 END OF SHEET									
M315 END OF SHEET									
M316 END OF SHEET									
M317 END OF SHEET									
M318 END OF SHEET									
M319 END OF SHEET									
M320 END OF SHEET									
M321 END OF SHEET									
M322 END OF SHEET									
M323 END OF SHEET									
M324 END OF SHEET									
M325 END OF SHEET									
M326 END OF SHEET									
M327 END OF SHEET									
M328 END OF SHEET									
M329 END OF SHEET									
M330 END OF SHEET									
M331 END OF SHEET									
M332 END OF SHEET									
M333 END OF SHEET									
M334 END OF SHEET									
M335 END OF SHEET									
M336 END OF SHEET									
M337 END OF SHEET									
M338 END OF SHEET									
M339 END OF SHEET									
M340 END OF SHEET									
M341 END OF SHEET									
M342 END OF SHEET									
M343 END OF SHEET									
M344 END OF SHEET									
M345 END OF SHEET									
M346 END OF SHEET									
M347 END OF SHEET									
M348 END OF SHEET									
M349 END OF SHEET									
M350 END OF SHEET									
M351 END OF SHEET									
M352 END OF SHEET									
M353 END OF SHEET									
M354 END OF SHEET									
M355 END OF SHEET									
M356 END OF SHEET									
M357 END OF SHEET									
M358 END OF SHEET									
M359 END OF SHEET									
M360 END OF SHEET									
M361 END OF SHEET									
M362 END OF SHEET									
M363 END OF SHEET									
M364 END OF SHEET									
M365 END OF SHEET									
M366 END OF SHEET									
M367 END OF SHEET									
M368 END OF SHEET									
M369 END OF SHEET									
M370 END OF SHEET									
M371 END OF SHEET									
M372 END OF SHEET									
M373 END OF SHEET									
M374 END OF SHEET									
M375 END OF SHEET									
M376 END OF SHEET									
M377 END OF SHEET									
M378 END OF SHEET									
M379 END OF SHEET									
M380 END OF SHEET									
M381 END OF SHEET									
M382 END OF SHEET									
M383 END OF SHEET									
M384 END OF SHEET									
M385 END OF SHEET									
M386 END OF SHEET									
M387 END OF SHEET									
M388 END OF SHEET									
M389 END OF SHEET									
M390 END OF SHEET									
M391 END OF SHEET									
M392 END OF SHEET									
M393 END OF SHEET									
M394 END OF SHEET									
M									



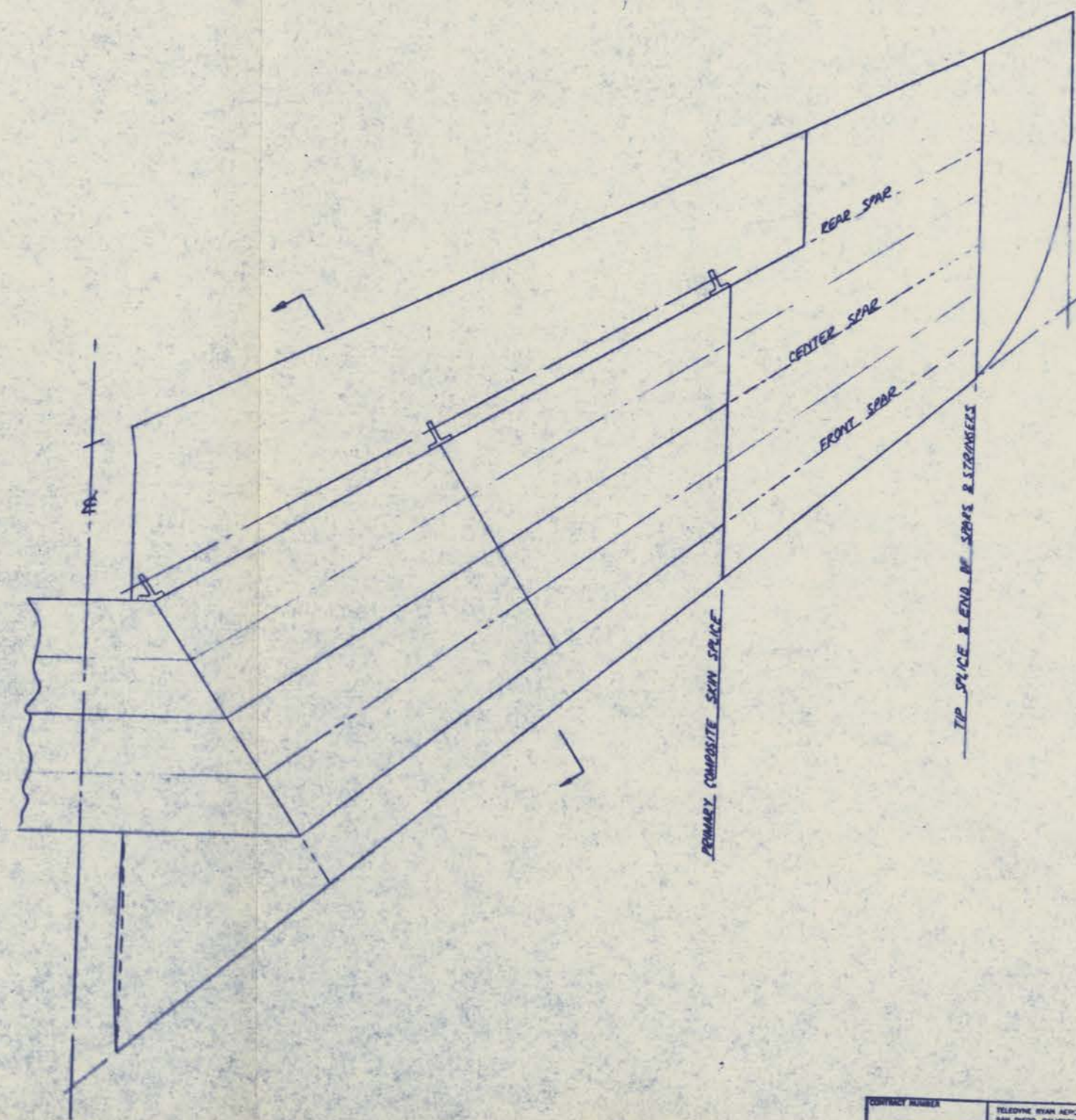
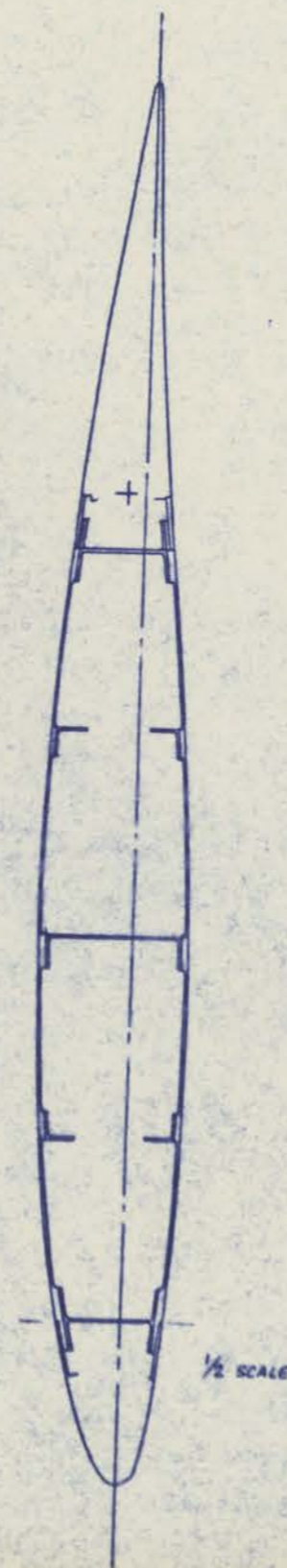
CONTRACT NUMBER		TELETYPE RYAN AERONAUTICAL SAN DIEGO, CALIFORNIA 92122	
DESIGN BY	DATE	SIGNATURE	DATE
CHECKED			
APPROVED			
DESIGN ACTIVITY APPROVAL			
DESIGN APPROVAL			
SIZE		CODE	NUMBER
78022		500	2002
SCALE	7/8"	HEIGHT	10"
SHEET		1 OF 1	



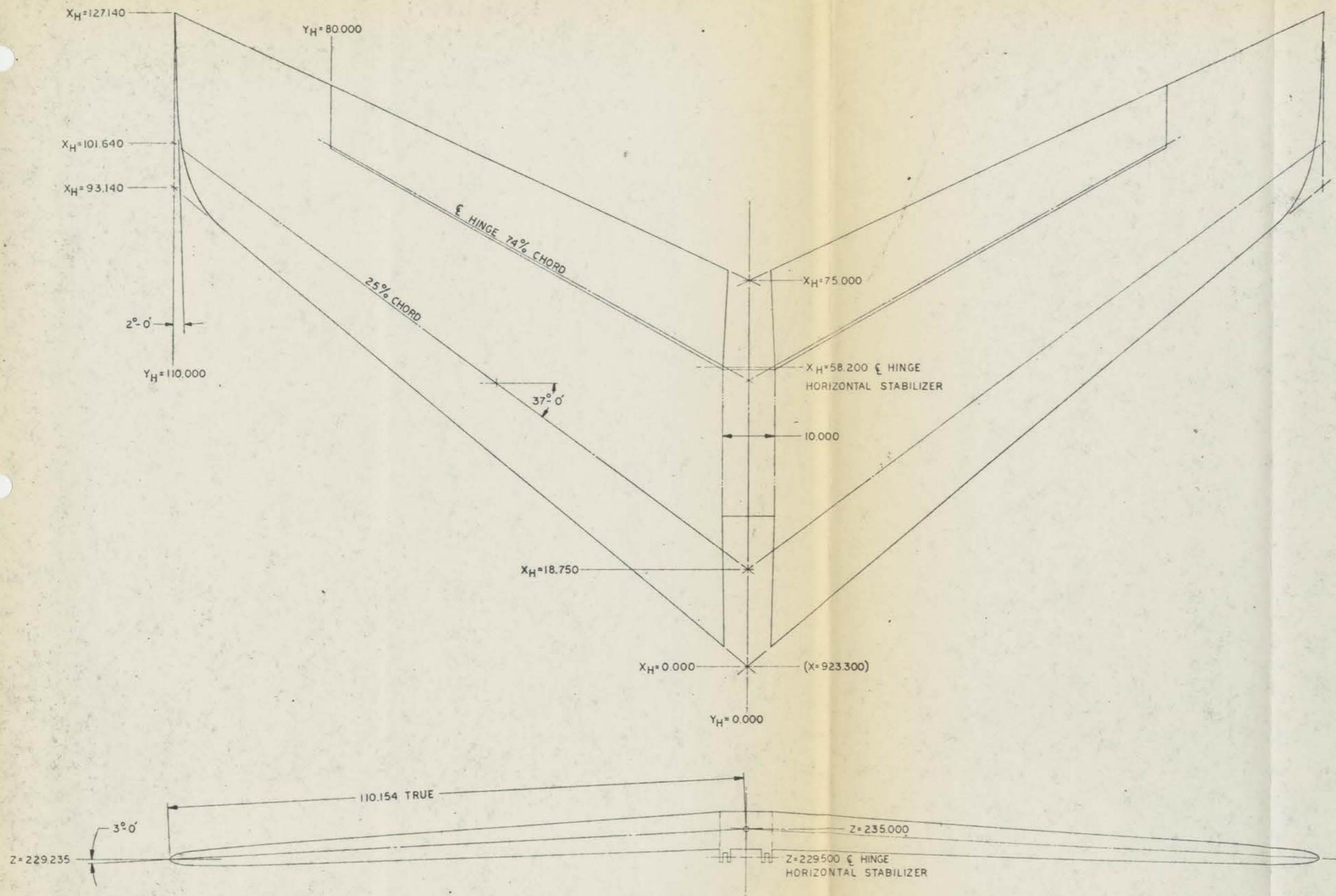
CONTRACT NUMBER		TELEPHONE STARS AERONAUTICAL	
DRAWING BY		SAN DIEGO, CALIFORNIA 92112	
CHECKED BY		LAYOUT - HORIZONTAL STAB.	
DESIGNED BY		COMPOSITE FACED HONEYCOMB	
DATE		SKIN - COMPOSITE SPARS & RIBS	
TITLE		78022 500-2002	
DESIGN APPROVAL		SCALE	
WEIGHT		SHEET 2 OF 2	



CONTRACT NUMBER		TELETYPE IRVING AERONAUTICAL SAN DIEGO, CALIFORNIA 92112	
DRAWING NO.		1A100T - HORIZONTAL STAB.	
DATE		TWO SPARE CARBON COMPOSITE	
BY		SKINS & FULL DEPTH CORE	
CHECKED		BY	
DESIGNED		BY	
DESIGN ACTIVITY APPROVAL		BY	
DESIGNER APPROVAL		BY	
78022		500-2002	
SCALE 1/2"=1'-0"		SHEET 3 OF 3	



CONTRACT NUMBER		TELETYPE RYAN AERONAUTICAL SAN DIEGO, CALIFORNIA 92112	
DESIGNED BY	78022	LAYOUT - HORIZONTAL STAB.	
DESIGNED BY		COMPOSITE SKINS, SPARS,	
DESIGNED BY		STRINGS & RIBS	
DESIGNED BY		78022 300-2002	
DESIGNED BY		SCALE 1/2"=1'-0"	
DESIGNED BY		SHEET 1 OF 2	



LEAR AVIATION CORP.		P.O. Box 60000 Reno, Nevada 89506	
DESIGN	VJBA/ARO	DATE	11/30/76
CHG			
REV			
APP			
SUPERSEDED BY		SUPERSEDES	
		SCALE 1/10	
37° HORIZONTAL TAIL GEOMETRY		LearStar 600	
		DWG NO. SK600-0015	
		SHEET 1 OF 1	

100-100

BL 0

STA 395

STA 628.5

BL 0

WL 75

WL 64.75

WL 63.75

BL 34

WL 60

STA 575

43 EXT
33 STATIC
31 COMP

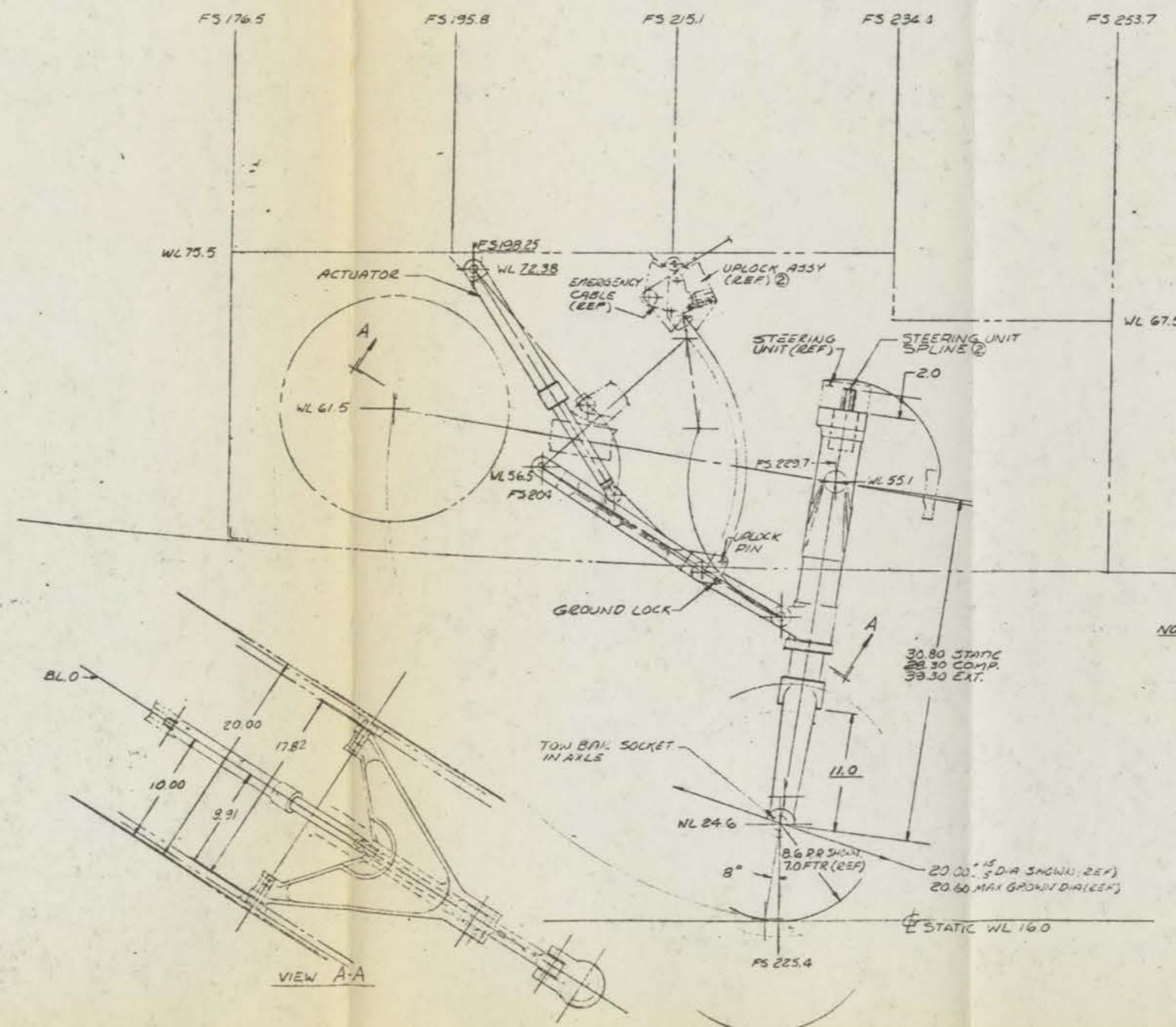
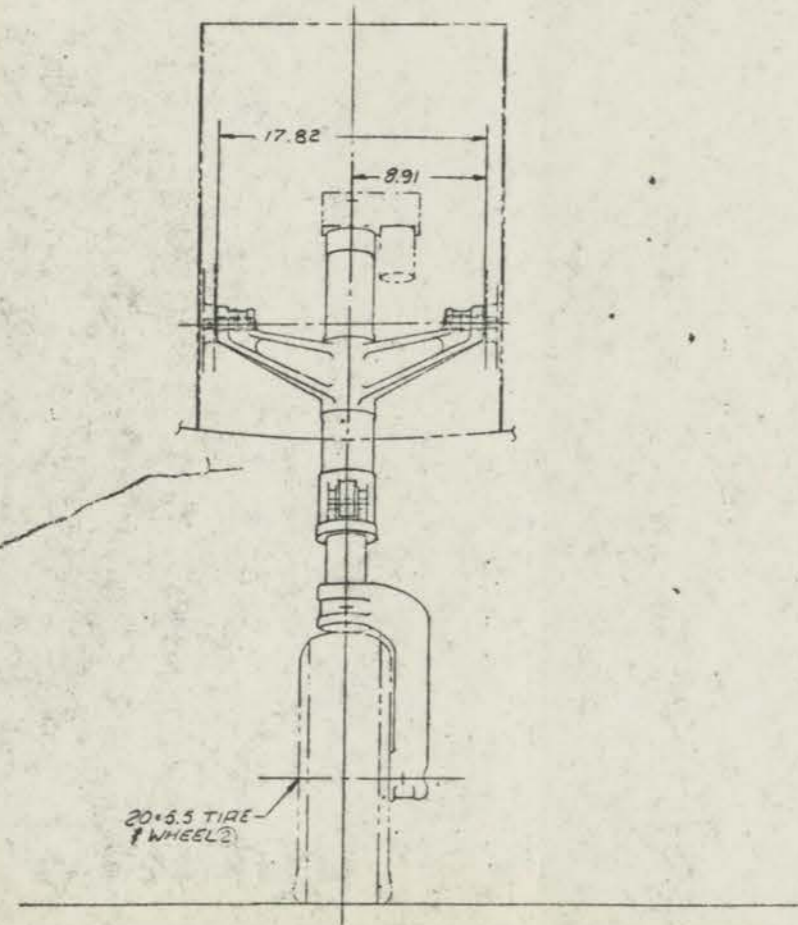
WL 15
GRO LINE

MIN CLEARANCE BETWEEN STRUT,
A FRAME & LINK
.5 MIN CLEAR.


26 X 7.7 - 14
WHEEL, BRANE 6 (12 PR) TIRE

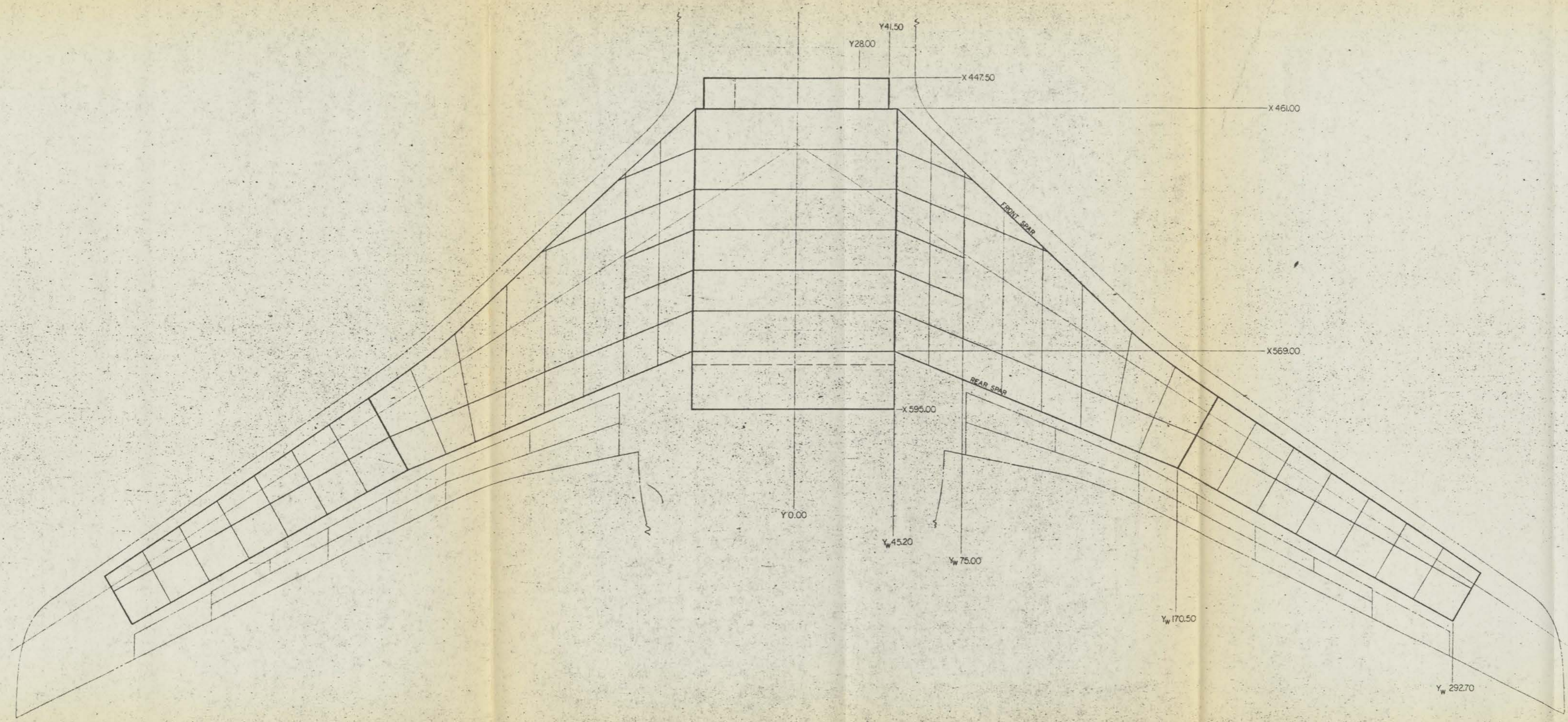
14.6

LEAR AVIATION CORP		215 New York	
DATE	REV	DESCRIPTION	
10/1/52	1	MAIN LANDING GEAR GEOMETRY	LearStar 600
		106 DIA	EX-600-0052
DESIGNED BY	DRAWN BY	CHECKED BY	
		SCALE	1/2

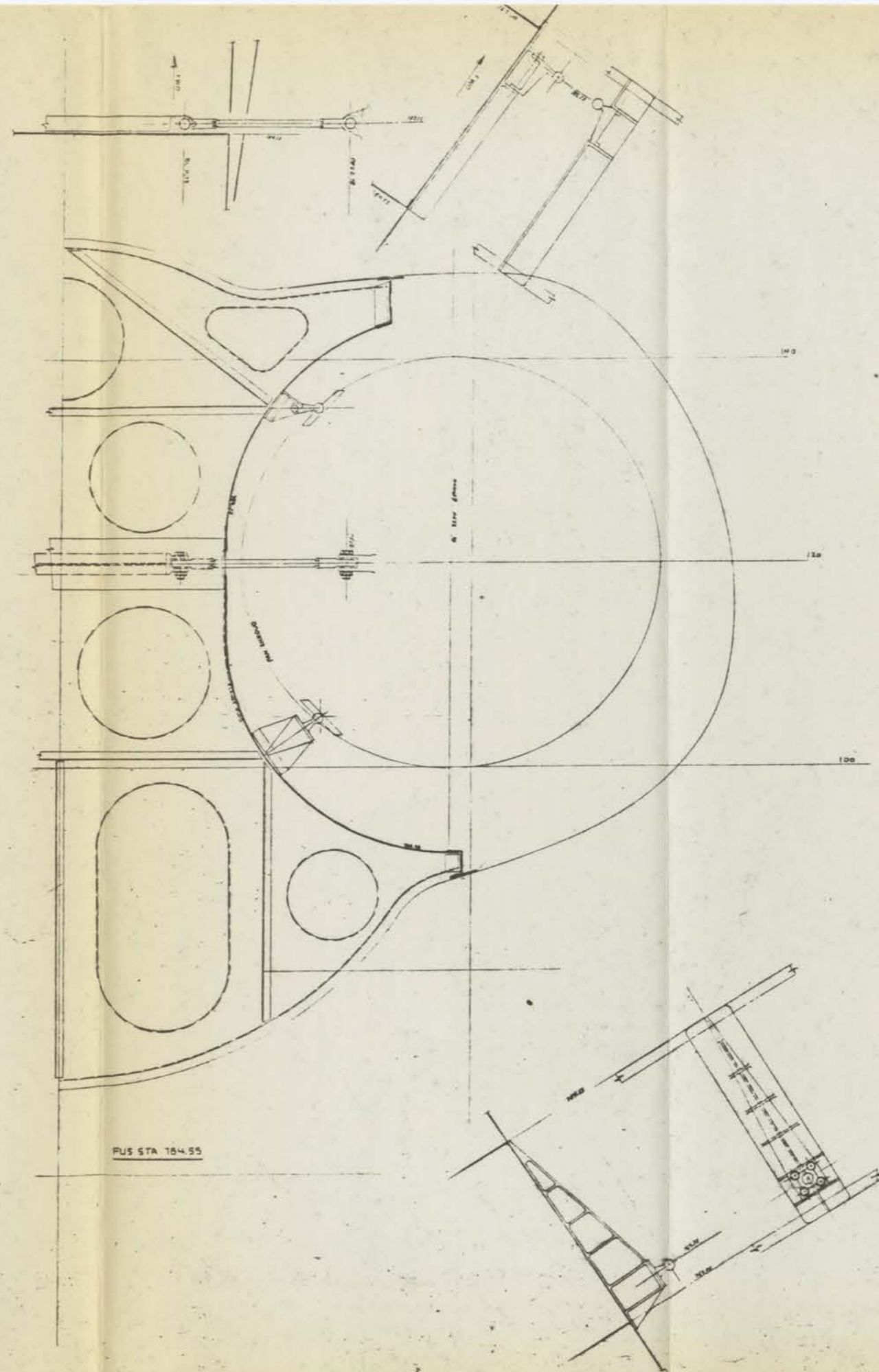


NOTES: ① ALL DIMENSIONS SHOWN ARE MANDATORY
 ② DETAIL OF UPLOCK HOOK, DOOR ACTUATOR, LUGS, STEERING UNIT SPLINE, AXLE & AXLE NUT TO BE PROVIDED LATER



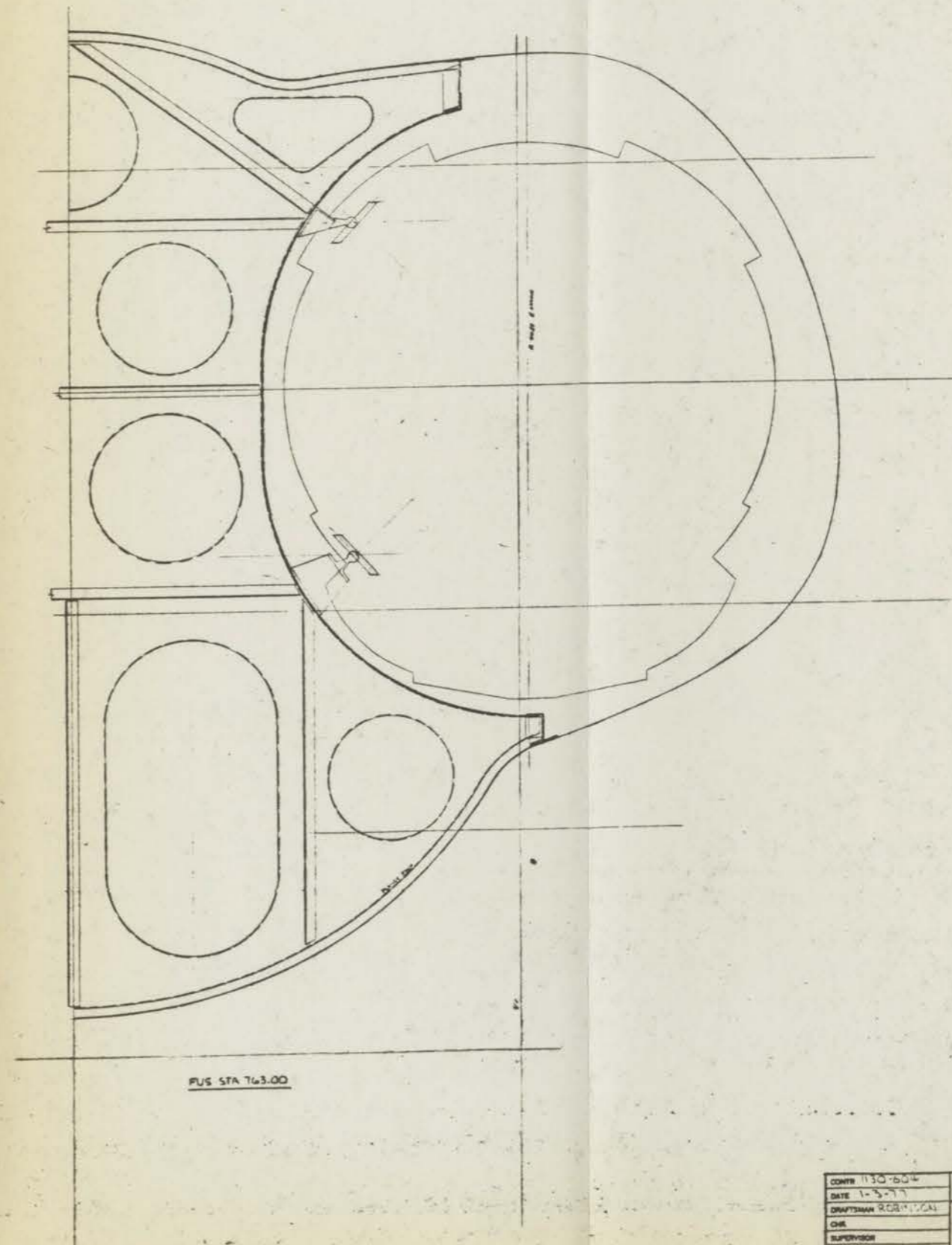


100-1000



272

CENTR 110-504		SAN DIEGO AIRCRAFT ENGINEERING, INC.	
DATE	1.3.77	SAN DIEGO, CALIFORNIA	
DRAWN BY	DOAN/GBL	LEARSTAR 600-FUSELAGE	
CHEK		ENGINE MOUNT	
SUPERVISOR		25727	
APPROVAL		SCALE	1/8" = 1'-0"
APPROVAL		CALL UP	1/8" = 1'-0"



CONT# 1130-604	SAN DIEGO AIRCRAFT ENGINEERING, INC.		
DATE 1-5-77	SAN DIEGO, CALIFORNIA		
DRAFTSMAN ROBERTSON	LEARSTAR 600 - FUSELAGE		
CHK	ENGINE MOUNT		
SUPERVISOR	FUS STA 763.00 & 764.55		
MARK			
APPROVAL	25727	SAE 77-262	
APPROVAL	SCALE 1/4"	CHG WT	LB SHEET 1 OF 2

TABLE A (1/2 DISC CASE)

ENGINE ELEMENT	ENT. ENRGY	ENT. ENRGY	ENT. ENRGY	ENT. ENRGY	ENT. ENRGY	ENT. ENRGY	ENT. ENRGY	ENT. ENRGY
(IN. LB.)	(IN. LB.)	(IN. LB.)	(IN. LB.)	(IN. LB.)	(IN. LB.)	(IN. LB.)	(IN. LB.)	(IN. LB.)
FN. FAN	727,000	9,000	718,000	3.2	0.11	0.00	0.46	
S. SUPERCHARGER	(CONTAINED)							
C1. COMPR. STAGE 1	(CONTAINED)							
C2. 2	21,000	9,000	12,000	0.32	0.004	0.11	0.07	
C3. 3	19,300	9,000	10,300	0.48	0.12	0.08	0.07	
C4. 4	13,500	9,000	4,500	0.32	0.104	0.03	0.04	
C5. 5	10,200	9,000	1,200	0.22	0.1			
C6. 6	(CONTAINED)							
C7. COMPR. STAGE 7	(CONTAINED)							
CC. CENTR. COMPR.	32,000	9,000	23,000	0.7	0.033	0.4	0.19	
T1. TURB. STAGE 1	110,000	9,000	101,000	1.3	0.029	0.21	0.18	
T2. 2	(CONTAINED)							
T3. 3	120,400	9,000	111,400	1.4	0.293	0.40	0.3	
T4. TURB. STAGE 4	(CONTAINED)							

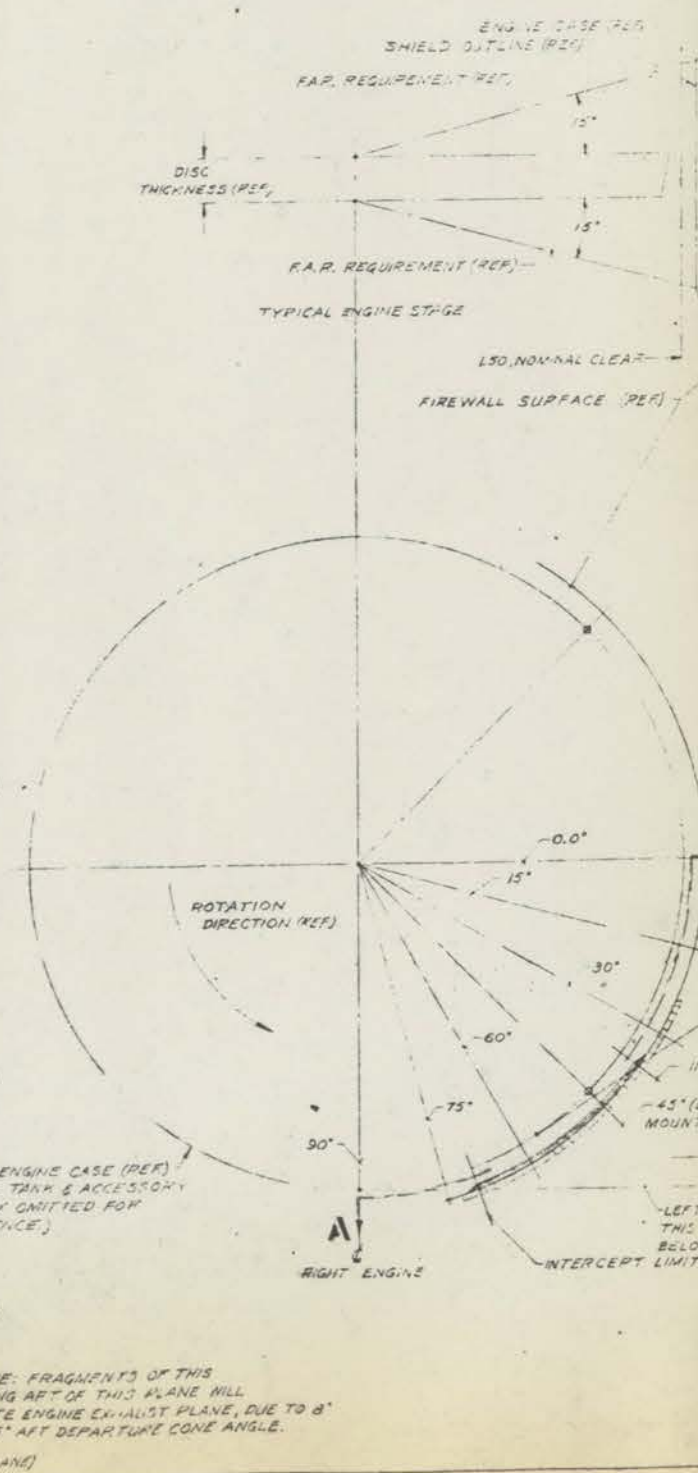
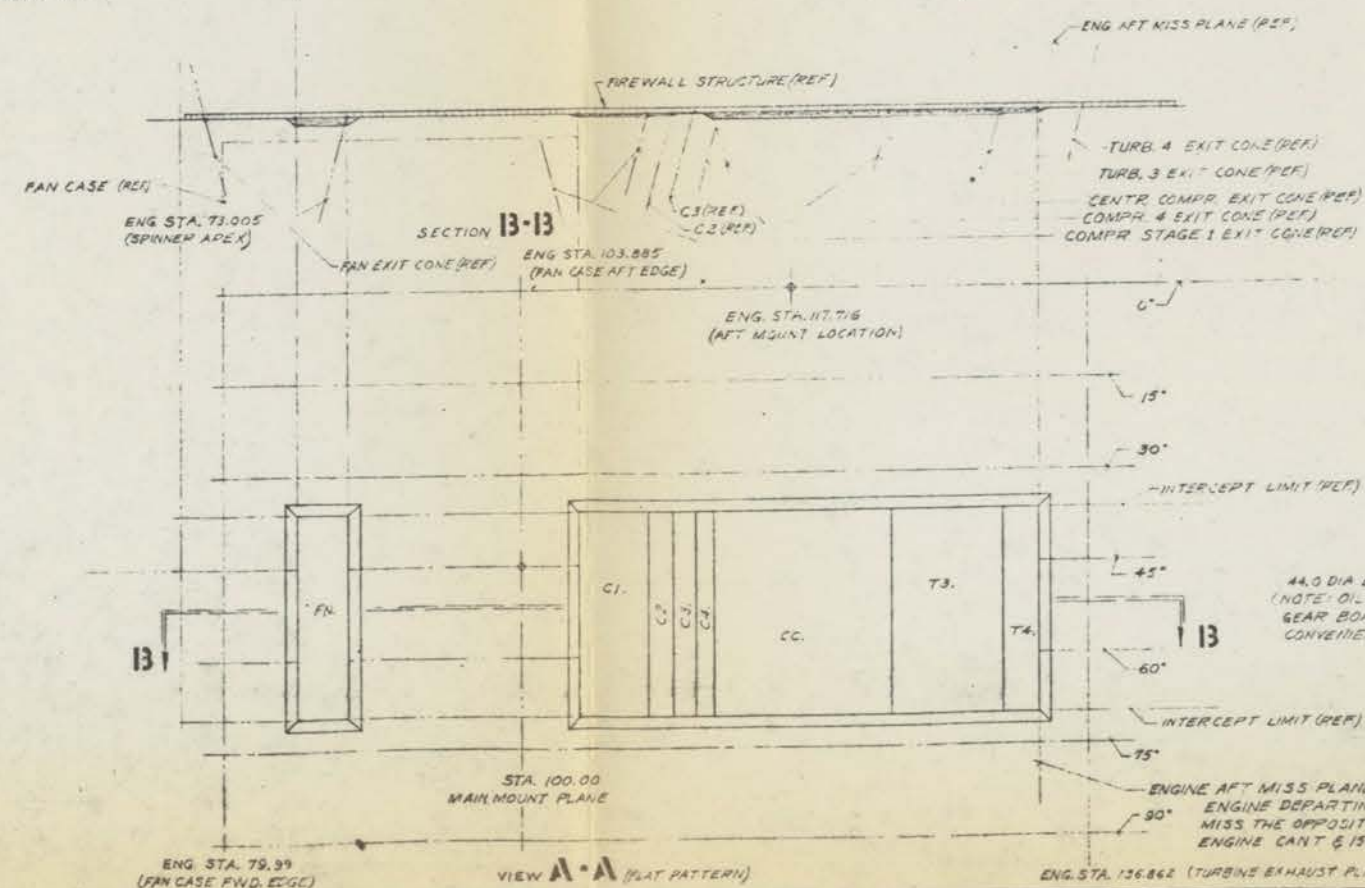
7.34 * 1.07 * 0.50 100/216
(13.00 100/410)

TABLE B (1/2 DISC CASE)

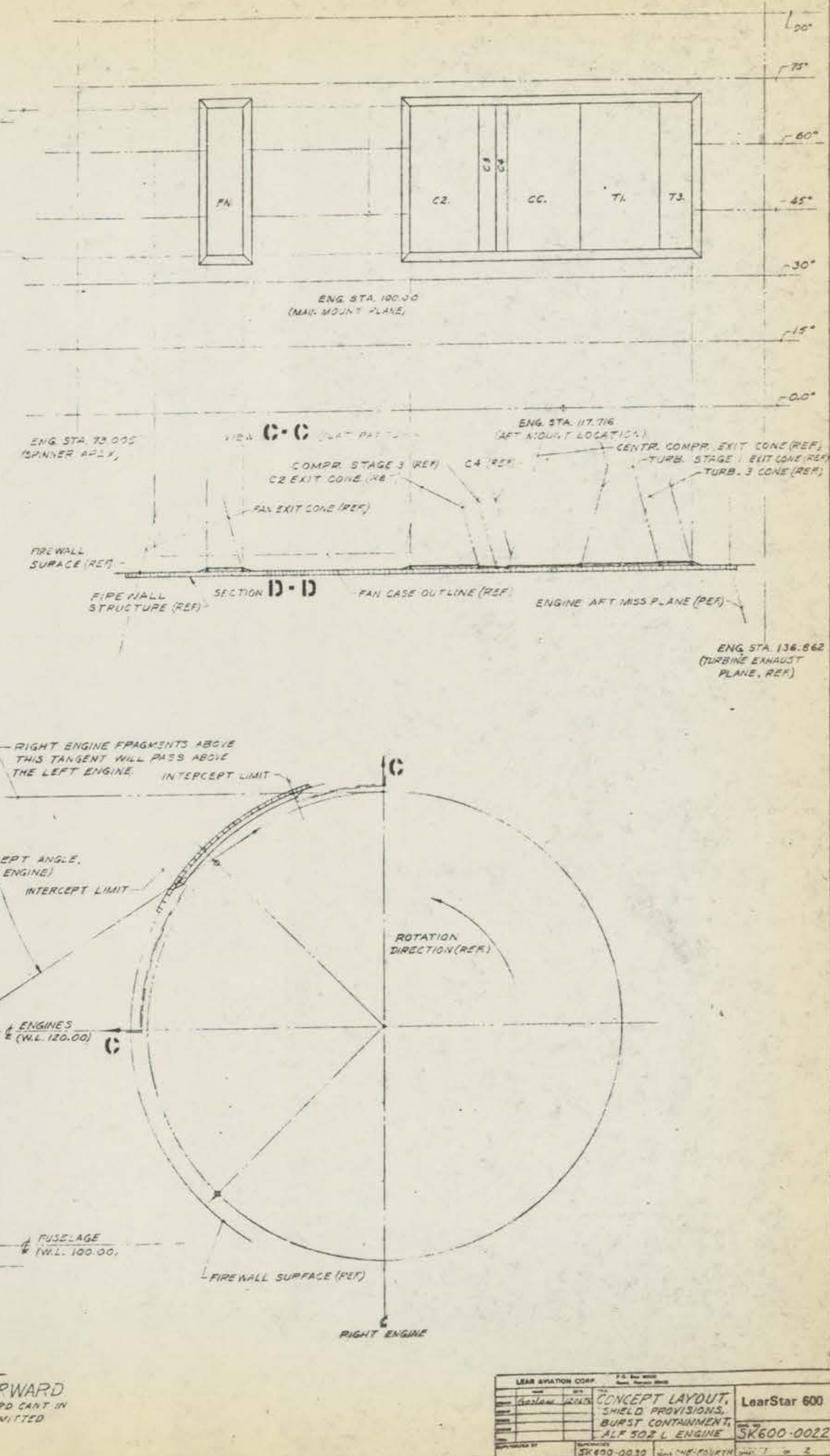
ENGINE ELEMENT	ENT. ENRGY	ENT. ENRGY	ENT. ENRGY	ENT. ENRGY	ENT. ENRGY	ENT. ENRGY	ENT. ENRGY	ENT. ENRGY
(IN. LB.)	(IN. LB.)	(IN. LB.)	(IN. LB.)	(IN. LB.)	(IN. LB.)	(IN. LB.)	(IN. LB.)	(IN. LB.)
FN. FAN	179,400	9,000	170,400	1.8	0.72	0.08	0.25	
S. SUPERCHARGER	(CONTAINED)							
C1. COMPR. STAGE 1	(CONTAINED)							
C2. 2	21,000	9,000	12,000	0.32	0.004	0.11	0.07	
C3. 3	19,300	9,000	10,300	0.48	0.12	0.08	0.07	
C4. 4	13,500	9,000	4,500	0.32	0.104	0.03	0.04	
C5. 5	10,200	9,000	1,200	0.22	0.1			
C6. 6	(CONTAINED)							
C7. COMPR. STAGE 7	(CONTAINED)							
CC. CENTR. COMPR.	32,000	9,000	23,000	0.7	0.033	0.4	0.19	
T1. TURB. STAGE 1	110,000	9,000	101,000	1.3	0.029	0.21	0.18	
T2. 2	(CONTAINED)							
T3. 3	120,400	9,000	111,400	1.4	0.293	0.40	0.3	
T4. TURB. STAGE 4	(CONTAINED)							


2.75 * 1.07 * 0.50 100/216
(8.89 100/410)

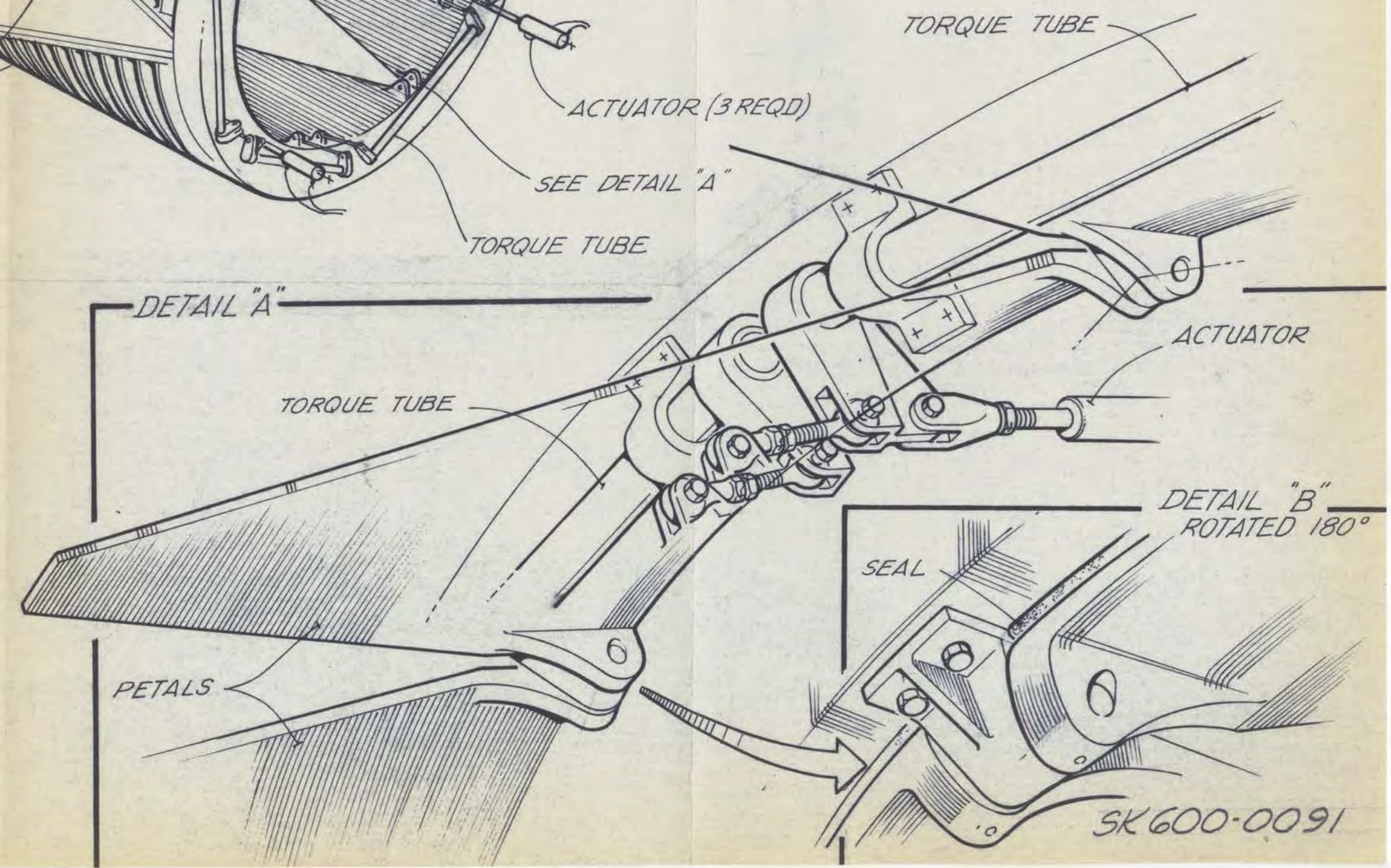
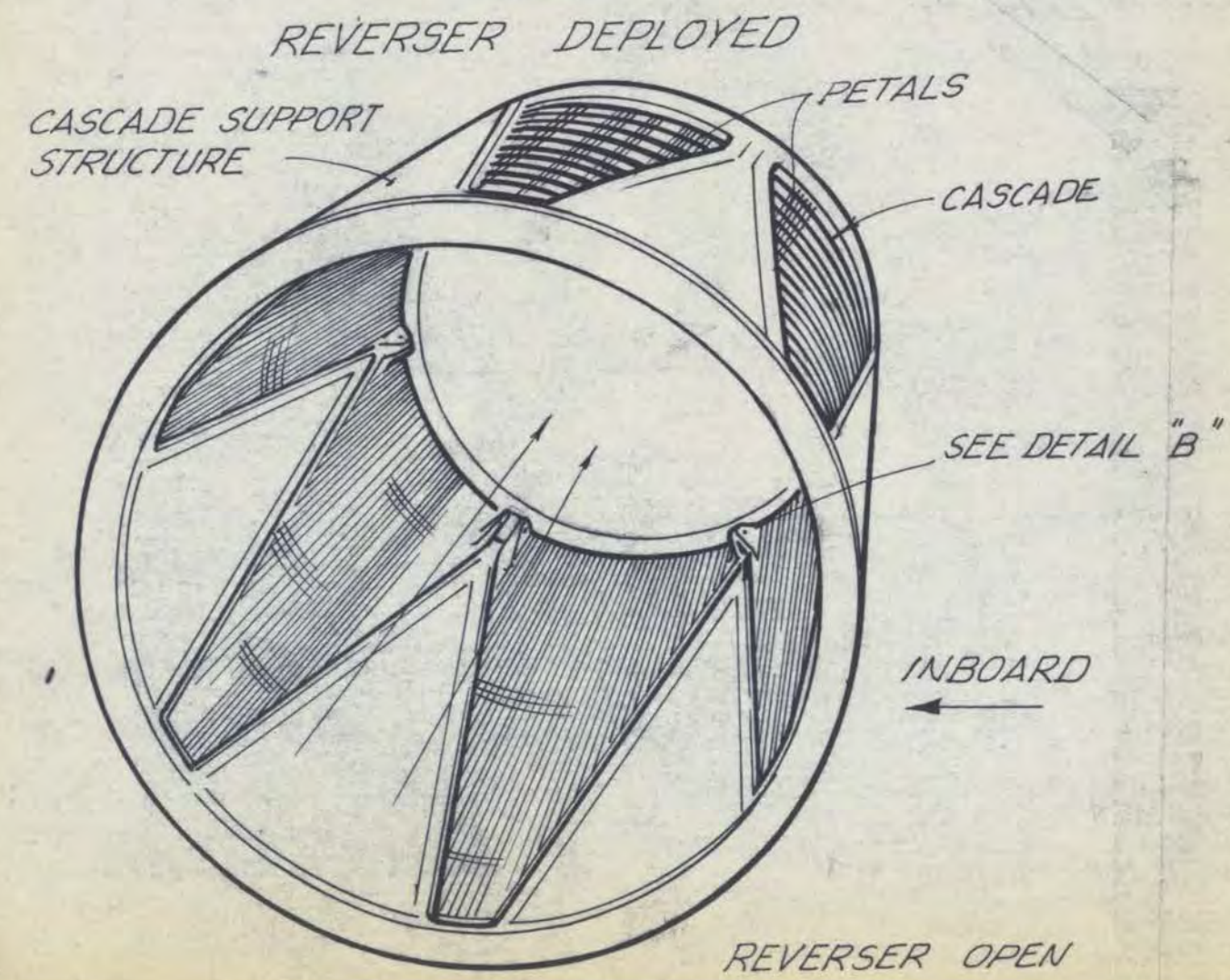
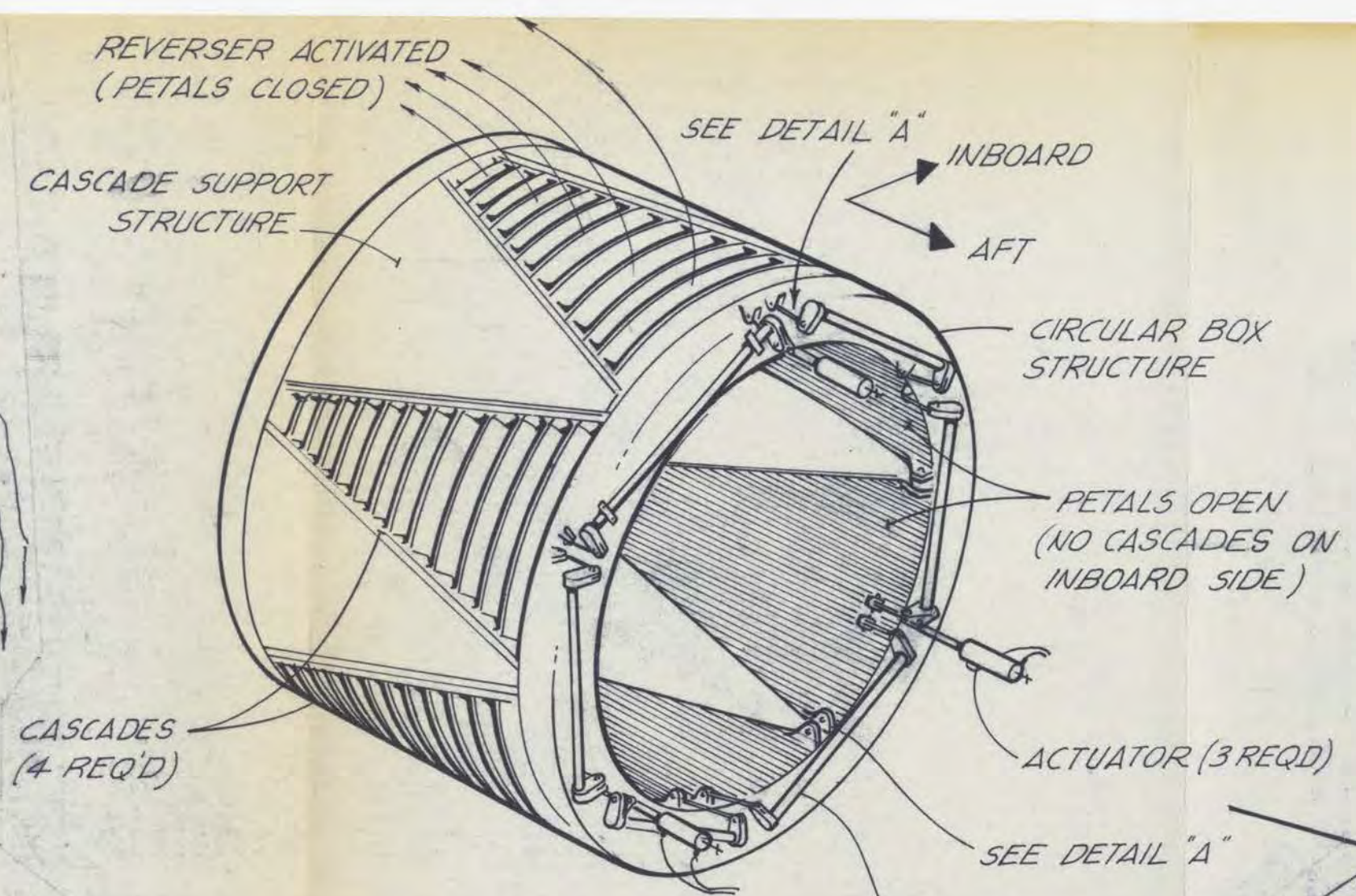
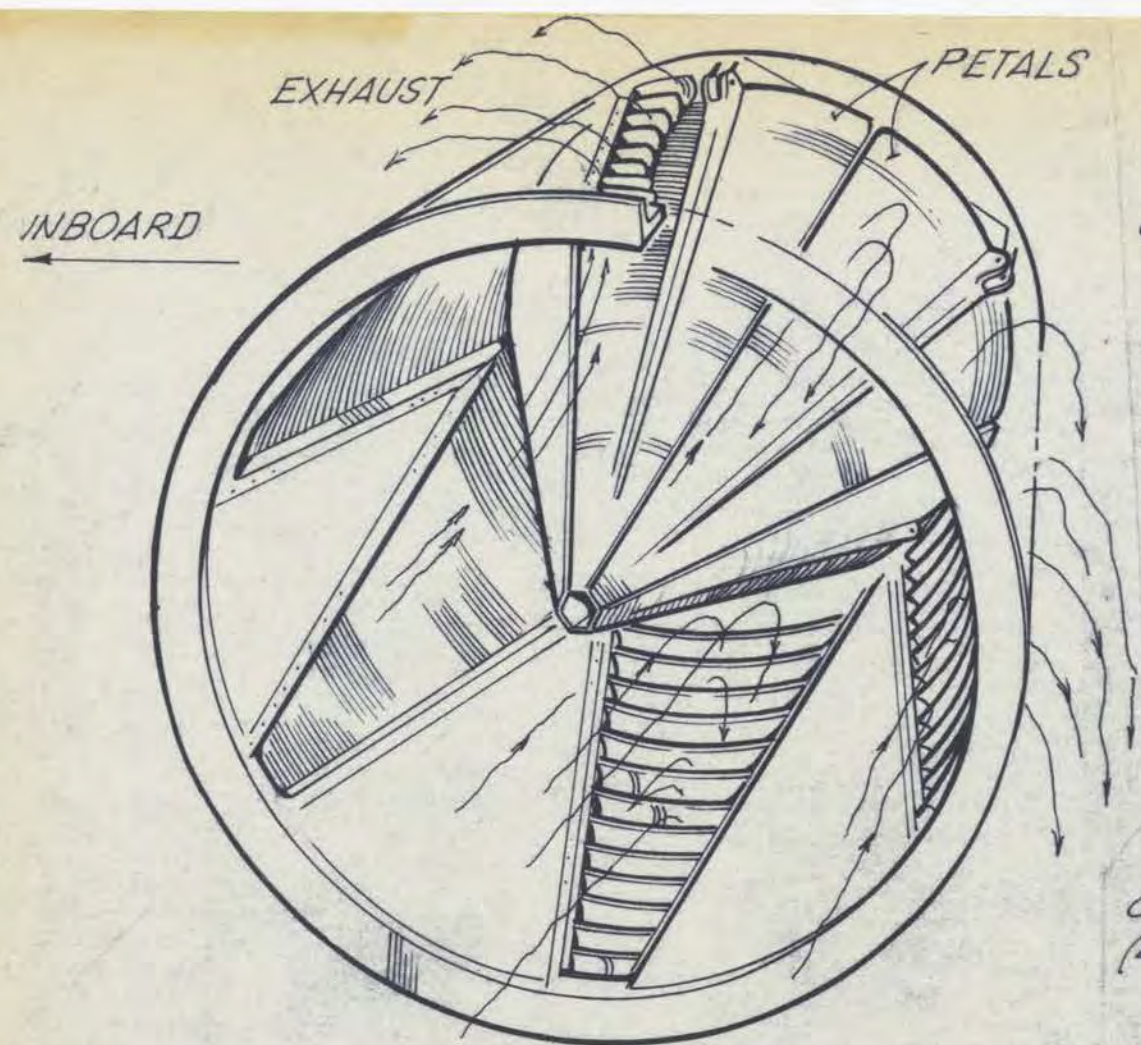
ENGINE FORWARD MISS PLANE:
FRAGMENTS OF THIS ENGINE DEPARTING
FORWARD OF THIS PLANE WILL MISS THE
OPPOSITE ENGINE SPINNER APEX, DUE
TO 8° ENGINE CANT.




VIEW LOOKING FORWARD
(NOTE: ENGINE 8° OUTWARD CANT IN
WL 120.0 PLANE OMITTED
FOR CONVENIENCE.)

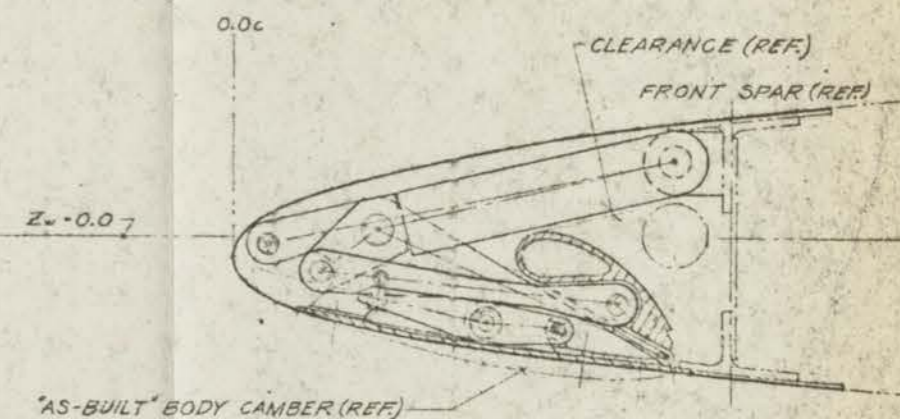
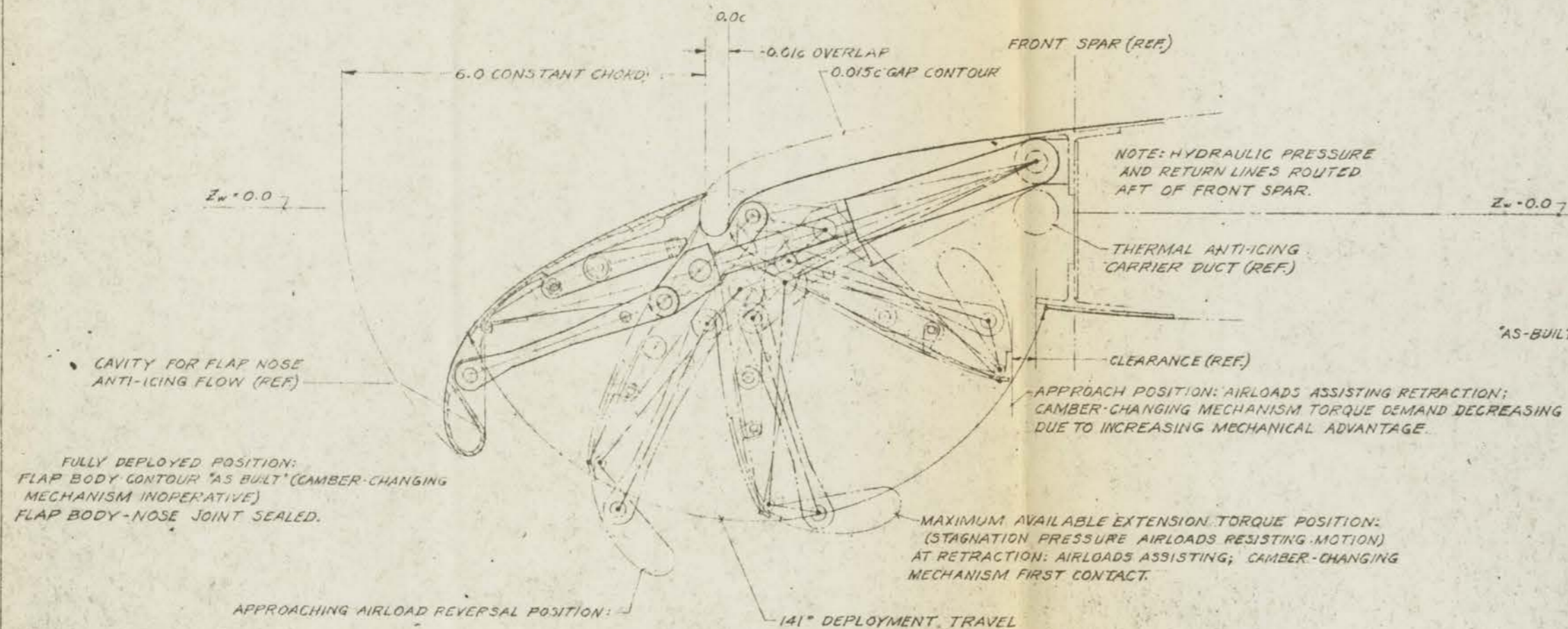






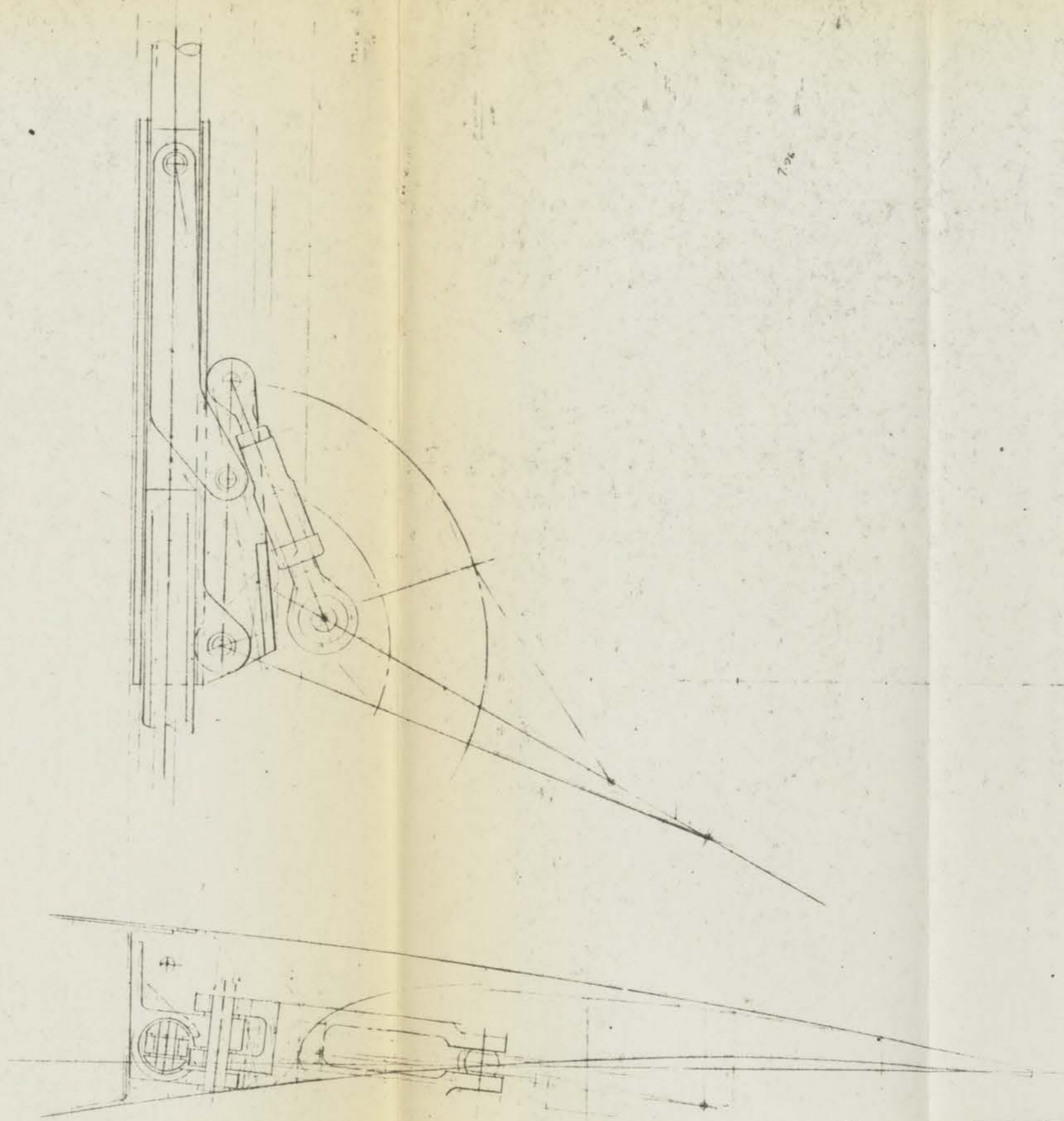
SK 600-0091



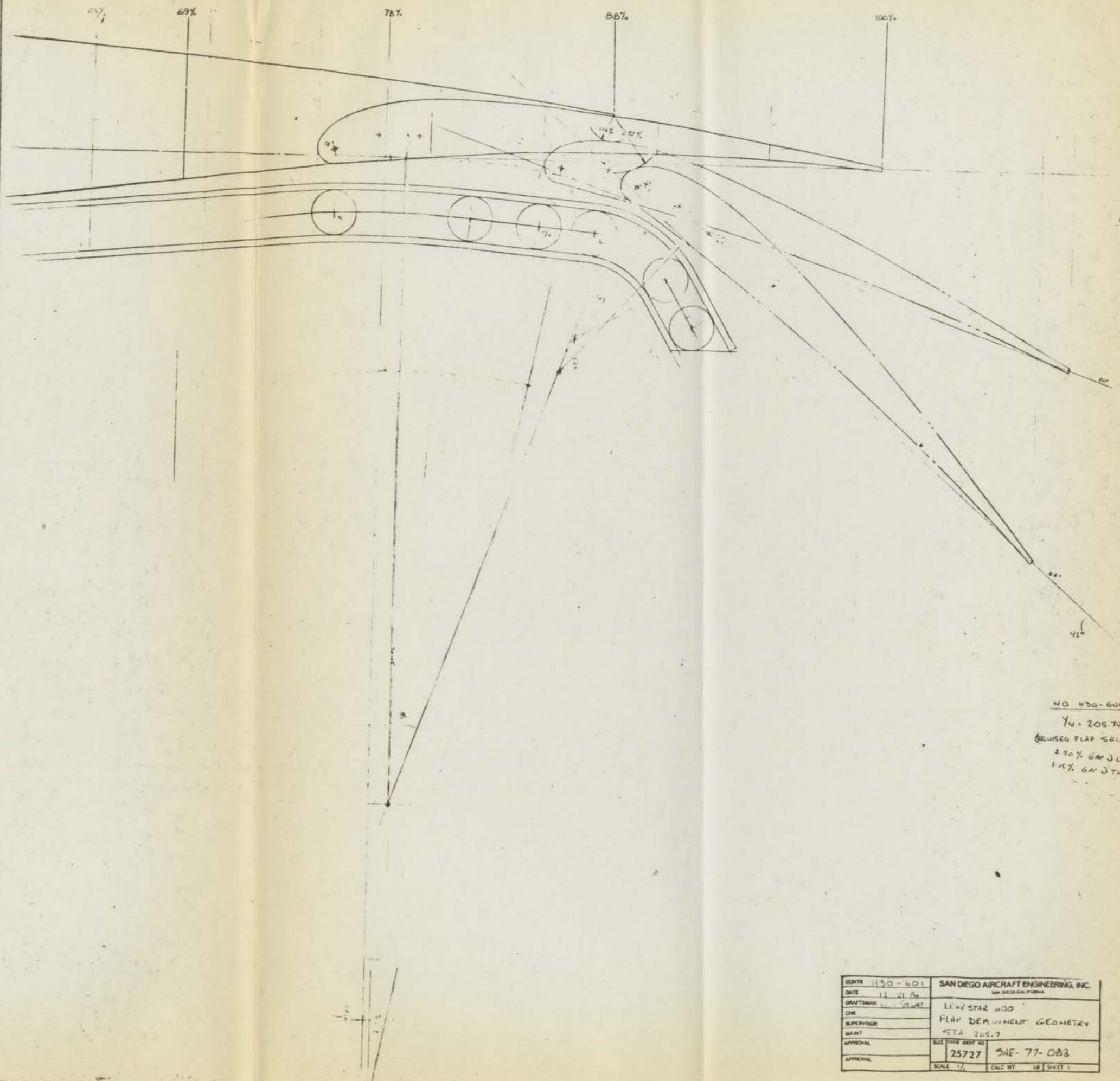


RETRACTED POSITION:
FLAP BODY CONTOUR RIGGED TO
SUPERCRITICAL SHAPE BY CAMBER-CHANGING
MECHANISM (ADJUSTABLE & INSPECTABLE)

LEAR AVIATION CORP.		P.O. Box 11000 Reno, Nevada 89400	
NAME	DATE	BY	CHKD
GOSLOW	01/07/77		
CONCEPT LAYOUT, FLAP MECHANISM, LEADING EDGE, CONSTANT CHORD (V/C)		LearStar 600	
SUPERSEDES		SK600-0077	
SCALE FULL SIZE		SHEET 1 OF 1	

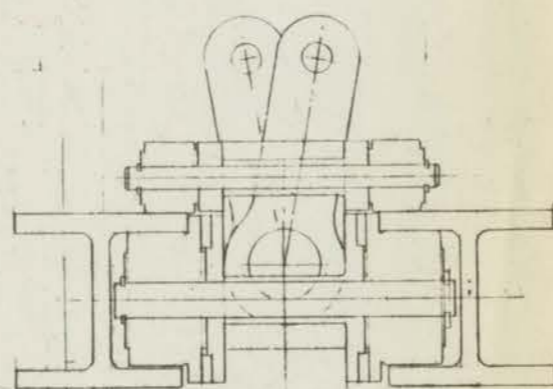
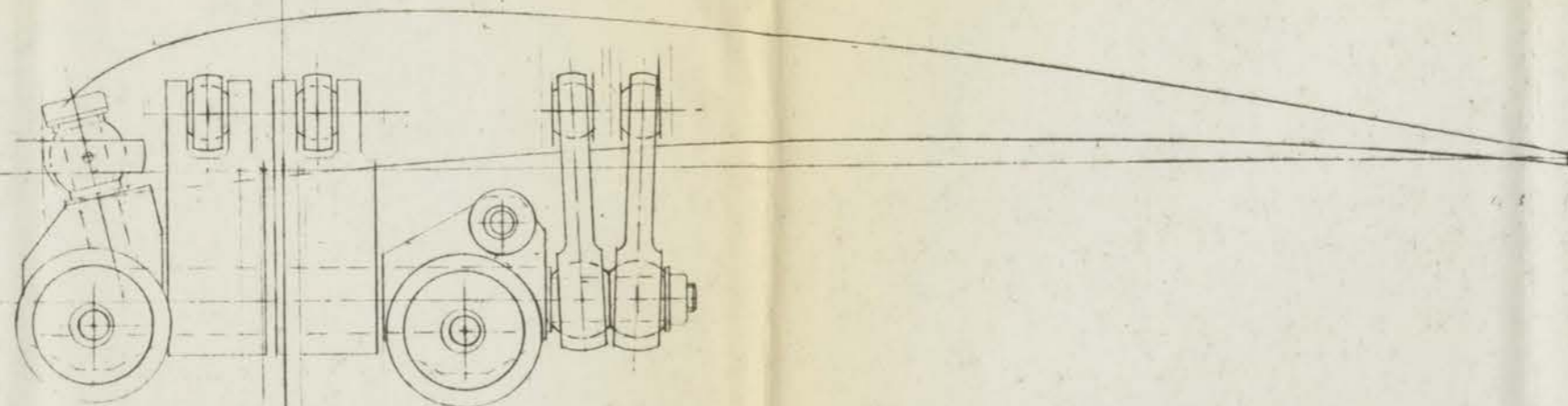


CONTR 1130-601		SAN DIEGO AIRCRAFT ENGINEERING, INC.	
DATE 11-28-76		SAN DIEGO CALIFORNIA	
DRAFTSMAN W. H. STEWART		LEARSTAR 600	
CHK.		FLAP ACTUATOR	
SUPERVISOR			
MAINT			
APPROVAL		SIZE	CODE IDENT NO
APPROVAL		D	25727 SAE-77-081
		SCALE FULL	CALC WT LB SHEET

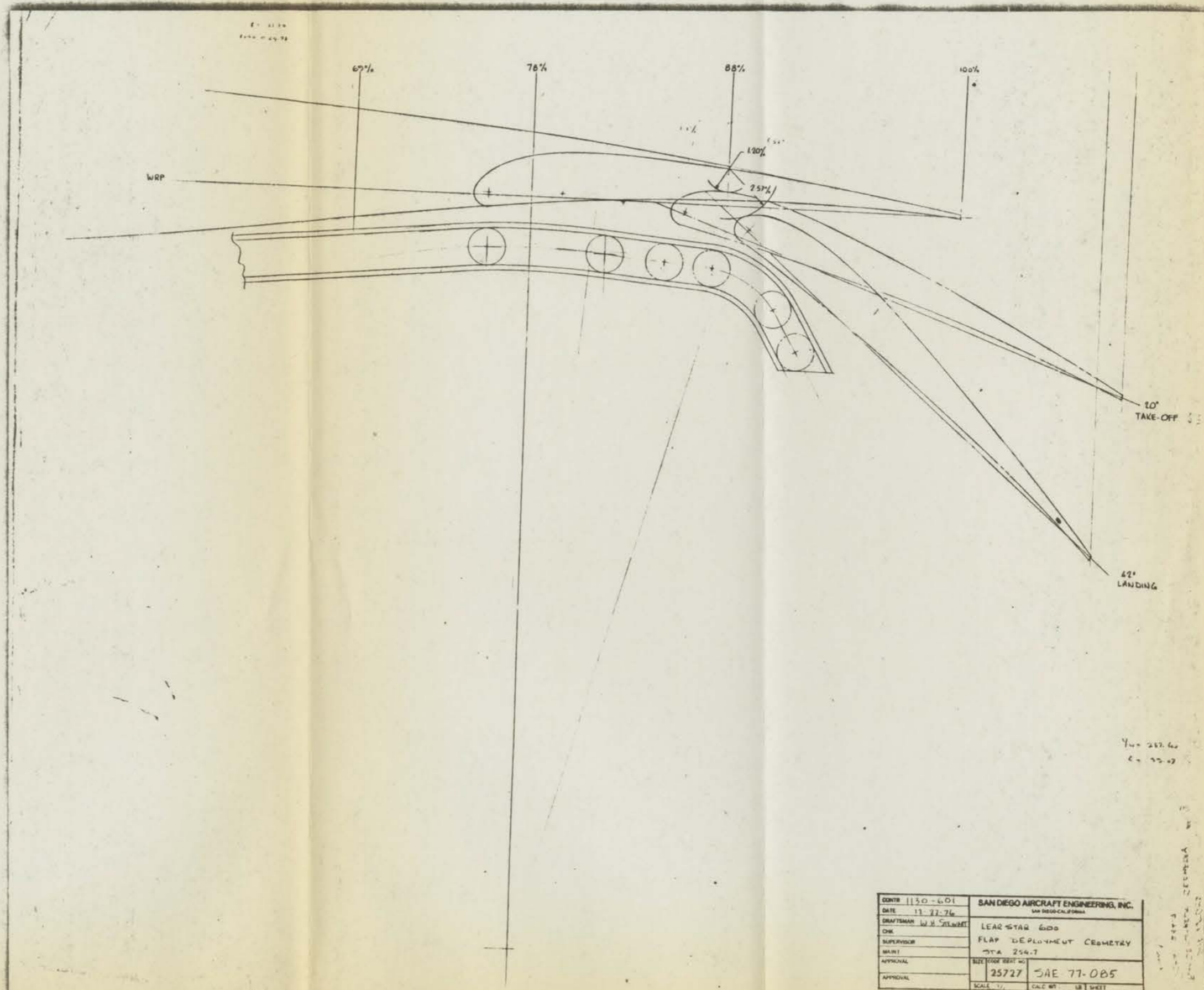


NO 1130-601
 Y4 = 205.70
 (REUSED FLAP SECTION)
 2.50% GAP J LANDING
 1.15% GAP J TAKE OFF

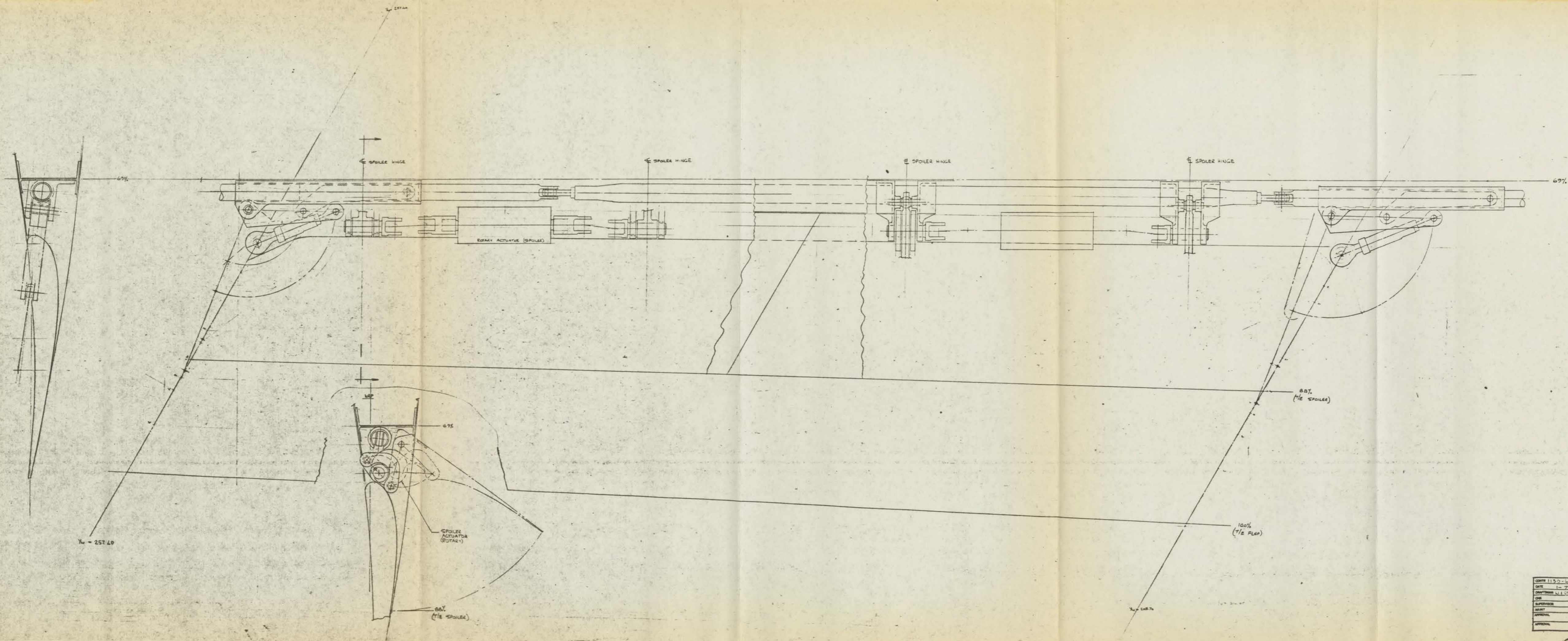
CDRTR	1130-601	SAN DIEGO AIRCRAFT ENGINEERING, INC.	
DATE	12-21-70	SAN DIEGO, CALIFORNIA	
DRAFTSMAN	V. J. STANT	LEAD STAR 000	
CHK		FLAP DEPARTMENT GEOMETRY	
SUPERVISOR		STA 205.7	
MAINT		25727	SAE-77-083
APPROVAL		SCALE 1/1	CALC BY LB SHEET 1



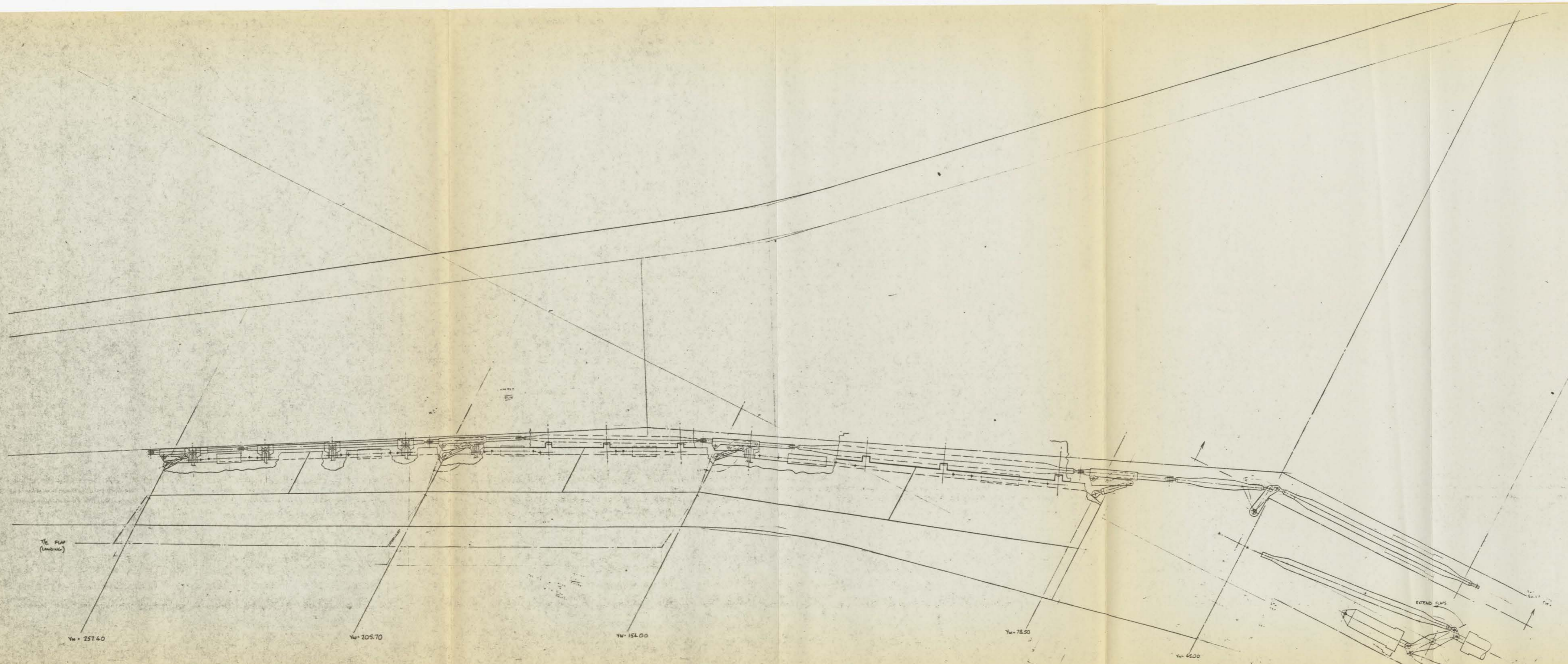
CONTR 1130-601		SAN DIEGO AIRCRAFT ENGINEERING, INC.	
DATE 12-21-76		SAN DIEGO, CALIFORNIA	
DRAFTSMAN W.H. STEWART		LEARSTAR 600	
CHK		FLAP CARRIAGE	
SUPERVISOR		STA 154 205.7	
MAINT			
APPROVAL	SIZE	CODE IDENT NO	
	D	25727	SAE-77-084
APPROVAL	SCALE	1/4	CALC WT LB SHEET 1 OF 1



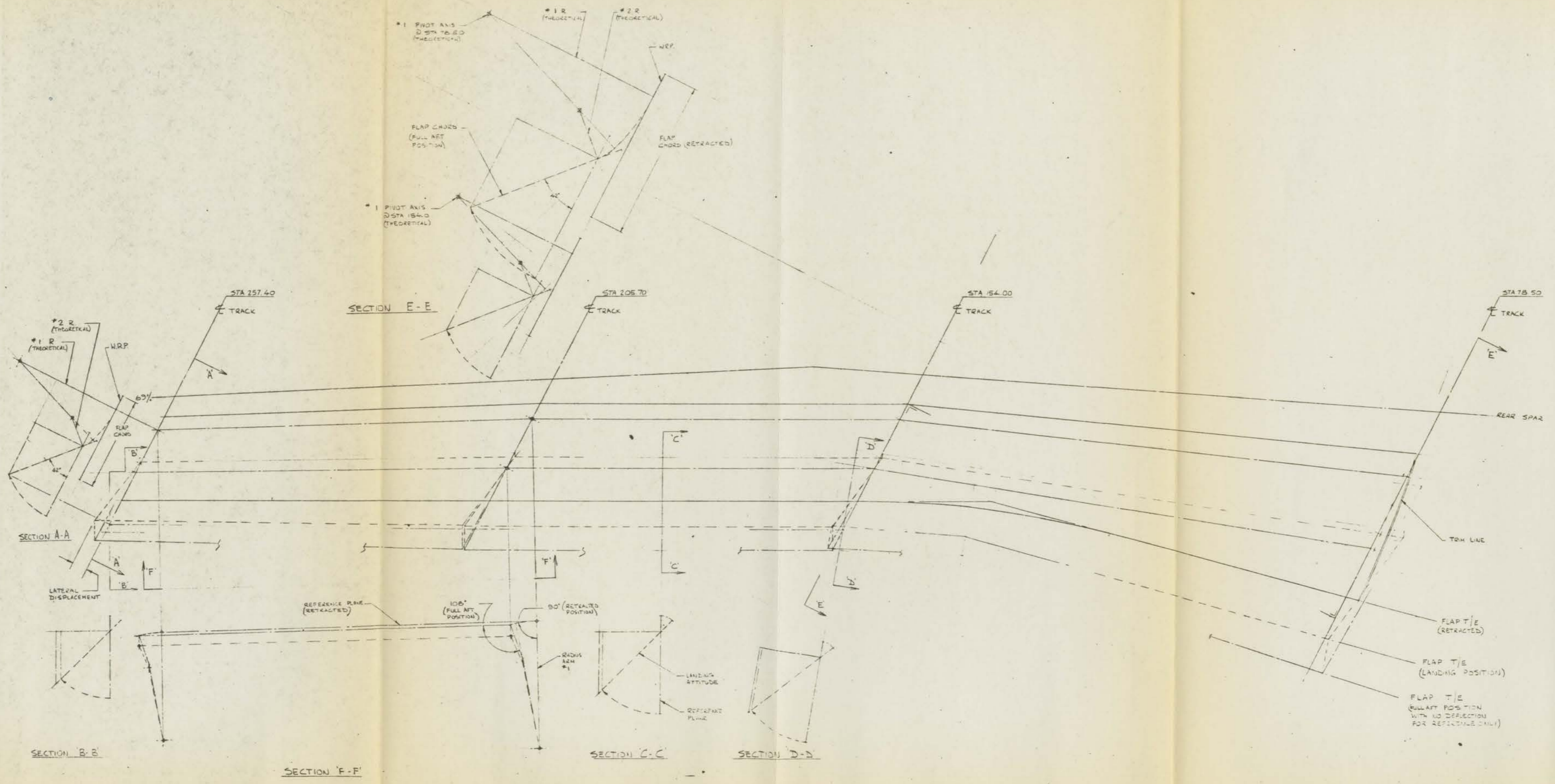
DATE	11-30-60	SAN DIEGO AIRCRAFT ENGINEERING, INC.
DRAWN	W. H. SILVER	SAN DIEGO, CALIFORNIA
CHEK		LEAR STAR 600
SUPERVISOR		FLAP DEPLOYMENT GEOMETRY
SCALE		STA 254.7
APPROVAL		25727 SAE 77-085
APPROVAL		SCALE 1/2" = 1' CALC BY LB WETT



COPY 1150-601	SAN DIEGO AIRCRAFT ENGINEERING, INC.
DATE 1-7-77	BY 1150-601
DRAWN 1150-601	LEASTAR 600
CHEK 1150-601	FLAP & SPOILER ACTUATION
SUPERVISOR	MICHAEL J. - OUTBOARD FLAP
REVIEW	
APPROVAL	25727 5AE-77-DB G
APPROVAL	SCALE 1" = 18" ONE WT. 18 SHEET



DATE	12-8-77	SAN DIEGO AIRCRAFT ENGINEERING, INC.	
DRAWN BY	M. S. STEINBERG	SAN DIEGO, CALIFORNIA	
CHECKED BY		L2-257-14-600	
SUPERVISOR		FLAP & SPOILER CONTROL SYSTEMS	
REVISION			
APPROVAL	25727	54E-77-087	
APPROVAL		SCALE	ENCL. WT. 18 SHEET



- NOTES:
1. THE MAIN VIEW DEPICTS THE PLAN FORM OF THE TRAILING EDGE (T/E) FLAPS AS THEY LIE ON THE WING REFERENCE PLANE (WRP) FOR THIS EXERCISE. FLAP AIRFOIL SECTIONS ARE NOT REQUIRED SO ONLY THE FLAP PARAMETERS AS DEFINED BY THE WRP ARE USED IN THIS KINEMATIC STUDY.
 2. THE PURPOSE OF THIS STUDY IS TO DETERMINE HOW FLAP DISPLACEMENTS THAT OCCUR WHEN THE FLAPS ARE MOVED AFT "STRENGTHEN" TO THE 42° DEFLECTED POSITION.
 3. 42° (2') ACCOMMODATES STRUCTURAL DEFLECTIONS.)
 4. CERTAIN BASIC CONDITIONS HAVE BEEN ESTABLISHED TO OBTAIN THE MOST OPTIMUM RESULTS FOR THIS PARTICULAR FLAP CONFIGURATION.
 - (a) BOTH INBOARD & OUTBOARD FLAPS TRANSLATE AFT DIFFERENTIALLY - THE MID FLAP TRANSLATES IN A PARALLEL MANNER.
 - (b) TO MINIMIZE THE CLEARANCE GAPS BETWEEN FLAPS & ADJACENT STRUCTURE IT IS PREFERABLE TO CARRY LATERAL LOADS OF THE OUTBOARD & MID FLAPS AT STA 205.70 & CARRY THE INBOARD FLAPS LATERAL LOADS AT STA 154.00. THE FLAPS WILL THEREAFTER BE HEAVY TO MOUNT LATERALLY AT THESE OPPOSITE ENDS AS THEY TRANSLATE BETWEEN THE RETRACTED & EXTENDED POSITIONS.
 5. TO SHOW THE KINEMATIC REPRESENTATION OF THE FLAP TRANSLATIONS, THEORETICAL RADII #1 & #2 HAVE BEEN DERIVED AT EACH TRACK STA TO CLOSELY SIMULATE THE ACTUAL FLAP MOTION PRODUCED BY THE FLAP CARTRIDGES AS THEY MOVE AFT ON THEIR RESPECTIVE FLAP TRACKS.
 6. SECTIONS A-A & E-E SHOW THE STREAMLINE FLAP DISPLACEMENTS THAT CONFORM TO THE ACTUAL REQUIREMENTS SPECIFIED.
 7. IN ORDER TO DETERMINE MAX AFT & LATERAL FLAP DISPLACEMENTS, A REFERENCE OUTLINE OF THE FLAPS AT THEIR FULLY EXTENDED POSITIONS WITH NO ANGULAR DEFLECTION IS SHOWN. SECTIONS B-B, C-C & D-D REFLECT THE TRUE DEFLECTED ATTITUDE DERIVED WHEN THE REFERENCE PLANE IS ROTATED ABOUT THE THEORETICAL HINGE AXIS TO THE FULLY DEFLECTED POSITION.
 8. SECTION F-F SHOWS THE LATERAL ANGULAR VARIATION DERIVED WHEN THE OUTBOARD FLAP MOVES TO THE FULL AFT DEFLECTED POSITION.

OWNER	SAN DIEGO AIRCRAFT ENGINEERING, INC.
DATE	1-2-77
DRAWN BY	LEASTAR GDO
CHECKED BY	KINEMATIC STUDY
SUPERVISOR	TRAILING EDGE FLAPS
SCALE	1" = 1'-0"
APPROVAL	J 25727 SAE-77-098
SCALE	1" = 1'-0"